



INTERNATIONAL APPLICATION PUBLISHED UNDER THE PATENT COOPERATION TREATY (PCT)

<p>(51) International Patent Classification ⁷ : C07K 9/00, A61K 38/14</p>	<p>A1</p>	<p>(11) International Publication Number: WO 00/39156</p> <p>(43) International Publication Date: 6 July 2000 (06.07.00)</p>															
<p>(21) International Application Number: PCT/US99/30543</p> <p>(22) International Filing Date: 22 December 1999 (22.12.99)</p> <p>(30) Priority Data:</p> <table border="0"> <tr> <td>60/113,728</td> <td>23 December 1998 (23.12.98)</td> <td>US</td> </tr> <tr> <td>60/129,313</td> <td>14 April 1999 (14.04.99)</td> <td>US</td> </tr> <tr> <td>60/164,024</td> <td>4 November 1999 (04.11.99)</td> <td>US</td> </tr> <tr> <td>60/169,978</td> <td>10 December 1999 (10.12.99)</td> <td>US</td> </tr> </table> <p>(63) Related by Continuation (CON) or Continuation-in-Part (CIP) to Earlier Application</p> <table border="0"> <tr> <td>US</td> <td>60/113,728 (CIP)</td> </tr> <tr> <td>Filed on</td> <td>23 December 1998 (23.12.98)</td> </tr> </table> <p>(71) Applicant (for all designated States except US): ADVANCED MEDICINE, INC. [US/US]; 901 Gateway Boulevard, South San Francisco, CA 94080 (US).</p> <p>(72) Inventors; and</p> <p>(75) Inventors/Applicants (for US only): JUDICE, J., Kevin [US/US]; 212 Dolores Street, El Granada, CA 94018 (US). FATHEREE, Paul, Ross [US/US]; 920 Minnesota Street, San Francisco, CA 94107 (US). LAM, Bernice, M., T. [US/US]; 1527 Clement Street, San Francisco, CA 94118</p>	60/113,728	23 December 1998 (23.12.98)	US	60/129,313	14 April 1999 (14.04.99)	US	60/164,024	4 November 1999 (04.11.99)	US	60/169,978	10 December 1999 (10.12.99)	US	US	60/113,728 (CIP)	Filed on	23 December 1998 (23.12.98)	<p>(US). LEADBETTER, Michael [US/US]; 335 Beverly Avenue, San Leandro, CA 94577-1925 (US). LINSELL, Martin, Sheringham [US/US]; 146 West Third Avenue, San Mateo, CA 94402 (US). MU, YongQi [CN/US]; 102 Lyett Street, Los Altos, CA 94022 (US). TRAPP, Sean, Gary [US/US]; 960 Noe Street, San Francisco, CA 94114 (US). YANG, Guang [CN/US]; 106 West Fifth Avenue #7, San Mateo, CA 94402 (US). ZHU, Yan [CN/US]; 1021 Lido Lane, Foster City, CA 94404 (US).</p> <p>(74) Agents: SWISS, Gerald, F. et al.; Burns, Doane Swecker & Mathis, LLP, P.O. Box 1404, Alexandria, VA 22313-1404 (US).</p> <p>(81) Designated States: AE, AL, AM, AT, AU, AZ, BA, BB, BG, BR, BY, CA, CH, CN, CR, CU, CZ, DE, DK, DM, EE, ES, FI, GB, GD, GE, GH, GM, HR, HU, ID, IL, IN, IS, JP, KE, KG, KP, KR, KZ, LC, LK, LR, LS, LT, LU, LV, MA, MD, MG, MK, MN, MW, MX, NO, NZ, PL, PT, RO, RU, SD, SE, SG, SI, SK, SL, TJ, TM, TR, TT, TZ, UA, UG, US, UZ, VN, YU, ZA, ZW, ARIPO patent (GH, GM, KE, LS, MW, SD, SL, SZ, TZ, UG, ZW), Eurasian patent (AM, AZ, BY, KG, KZ, MD, RU, TJ, TM), European patent (AT, BE, CH, CY, DE, DK, ES, FI, FR, GB, GR, IE, IT, LU, MC, NL, PT, SE), OAPI patent (BF, BJ, CF, CG, CI, CM, GA, GN, GW, ML, MR, NE, SN, TD, TG).</p> <p>Published</p> <p><i>With international search report.</i></p> <p><i>Before the expiration of the time limit for amending the claims and to be republished in the event of the receipt of amendments.</i></p>
60/113,728	23 December 1998 (23.12.98)	US															
60/129,313	14 April 1999 (14.04.99)	US															
60/164,024	4 November 1999 (04.11.99)	US															
60/169,978	10 December 1999 (10.12.99)	US															
US	60/113,728 (CIP)																
Filed on	23 December 1998 (23.12.98)																
<p>(54) Title: GLYCOPEPTIDE DERIVATIVES AND PHARMACEUTICAL COMPOSITIONS CONTAINING THE SAME</p>																	
<p>(57) Abstract</p>																	
<p>Disclosed are derivatives of glycopeptide compounds having at least one substituent of the formula: $-R^a-Y-R^b-(Z)_x$ where R^a, R^b, Y, Z and x are as defined, and pharmaceutical compositions containing such glycopeptide derivatives. The disclosed glycopeptide derivatives are useful as antibacterial agents.</p>																	

FOR THE PURPOSES OF INFORMATION ONLY

Codes used to identify States party to the PCT on the front pages of pamphlets publishing international applications under the PCT.

AL	Albania	ES	Spain	LS	Lesotho	SI	Slovenia
AM	Armenia	FI	Finland	LT	Lithuania	SK	Slovakia
AT	Austria	FR	France	LU	Luxembourg	SN	Senegal
AU	Australia	GA	Gabon	LV	Latvia	SZ	Swaziland
AZ	Azerbaijan	GB	United Kingdom	MC	Monaco	TD	Chad
BA	Bosnia and Herzegovina	GE	Georgia	MD	Republic of Moldova	TG	Togo
BB	Barbados	GH	Ghana	MG	Madagascar	TJ	Tajikistan
BE	Belgium	GN	Guinea	MK	The former Yugoslav Republic of Macedonia	TM	Turkmenistan
BF	Burkina Faso	GR	Greece			TR	Turkey
BG	Bulgaria	HU	Hungary	ML	Mali	TT	Trinidad and Tobago
BJ	Benin	IE	Ireland	MN	Mongolia	UA	Ukraine
BR	Brazil	IL	Israel	MR	Mauritania	UG	Uganda
BY	Belarus	IS	Iceland	MW	Malawi	US	United States of America
CA	Canada	IT	Italy	MX	Mexico	UZ	Uzbekistan
CF	Central African Republic	JP	Japan	NE	Niger	VN	Viet Nam
CG	Congo	KE	Kenya	NL	Netherlands	YU	Yugoslavia
CH	Switzerland	KG	Kyrgyzstan	NO	Norway	ZW	Zimbabwe
CI	Côte d'Ivoire	KP	Democratic People's Republic of Korea	NZ	New Zealand		
CM	Cameroon			PL	Poland		
CN	China	KR	Republic of Korea	PT	Portugal		
CU	Cuba	KZ	Kazakstan	RO	Romania		
CZ	Czech Republic	LC	Saint Lucia	RU	Russian Federation		
DE	Germany	LI	Liechtenstein	SD	Sudan		
DK	Denmark	LK	Sri Lanka	SE	Sweden		
EE	Estonia	LR	Liberia	SG	Singapore		

GLYCOPEPTIDE DERIVATIVES AND PHARMACEUTICAL COMPOSITIONS CONTAINING THE SAME

CROSS-REFERENCE TO RELATED APPLICATIONS

This application claims the benefit of U.S. Serial No. 60/113,728, filed
5 December 23, 1998; U.S. Serial No. 60/129,313, filed April 14, 1999; U.S.
Serial No. 60/164,024, filed November 4, 1999; and U.S. Serial No. 60/169,978,
filed December 10, 1999; the disclosures of which are incorporated herein by
reference in their entirety.

BACKGROUND OF THE INVENTION

10 Field of the Invention

This invention relates to novel derivatives of glycopeptide antibiotics. This invention also relates to pharmaceutical compositions containing such glycopeptide derivatives, to methods of using such glycopeptide derivatives as antibacterial agents, and to processes for preparing such glycopeptide derivatives.

15 Background

Glycopeptides are a well-known class of antibiotics produced by various microorganisms. These complex multi-ring peptide compounds are effective antibacterial agents against a majority of Gram-positive bacteria. The use of glycopeptides as antibiotics, however, has been overshadowed by the semi-
20 synthetic penicillins, cephalosporins and lincomycin due to the higher levels of mammalian toxicity observed with the glycopeptides. In recent years, however, bacteria resistant to the penicillins, cephalosporins and the like have emerged resulting in, for example, multiple-resistant and methicillin-resistant staphylococcal (MRS) infections. Glycopeptides, such as vancomycin, are
25 typically effective against such microorganisms and vancomycin has become the

--2--

drug of last resort for MRS and other infections. The glycopeptides are believed to be effective against such resistant microorganism because they have a different mode of action than other antibiotics. In this regard, the glycopeptides are believed to selectively inhibit a different step in bacterial cell wall synthesis than
5 the penicillin-type antibiotics.

More specifically, the cell wall of bacteria consists of linear polysaccharide chains cross-linked by short peptides. This arrangement of cross-linked polysaccharides confers mechanical support to the cell wall, thus preventing the bacteria from bursting due to its high internal osmotic pressure. During the
10 synthesis of the bacterial cell wall, cross-linking of the polysaccharides takes place after lipid-linked disaccharide-pentapeptide constructs are incorporated into linear polysaccharide chains by a transglycolase enzyme. The subsequent cross-linking reaction is the last step in the synthesis of the cell wall and is catalyzed by an enzyme known as peptidoglycan transpeptidase.

15 One method by which antibacterial agents exert their antibacterial activity is by inhibiting the transglycosylase enzyme, thus interfering with the penultimate step in the synthesis of the bacterial cell wall. Although not wishing to be bound by theory, it is believed that glycopeptide antibiotics, such as vancomycin, bind with high affinity and specificity to *N*-terminal sequences (i.e., L-lysyl-D-alanyl-
20 D-alanine in vancomycin-sensitive organisms) of the peptidoglycan precursors (known as lipid intermediate II). By binding to and sequestering these precursors, vancomycin prevents their utilization in cell wall biosynthesis. Thus, vancomycin inhibits the bacterial transglycosylase that is responsible for adding lipid
intermediate II subunits to growing peptidoglycan chains. This step of bacterial
25 cell wall synthesis precedes the cross-linking transpeptidation step which is known to be inhibited by beta-lactams antibiotics. It is also believed that vancomycin inhibits transpeptidation which involves the D-alanyl-D-alanine termini. However,

--3--

since this step occurs subsequent to transglycosylation, inhibition of transpeptidation is not directly observed.

A number of derivatives of vancomycin and other glycopeptides are known in the art. For example, see U.S. Patent Nos. 4,639,433; 4,643,987; 4,497,802; 5 4,698,327; 5,591,714; 5,840,684; and 5,843,889. Other derivatives are disclosed in EP 0 802 199; EP 0 801 075; EP 0 667 353; WO 97/28812; WO 97/38702; WO 98/52589; WO 98/52592; and in *J. Amer. Chem. Soc.*, **1996**, *118*, 13107-13108; *J. Amer. Chem. Soc.*, **1997**, *119*, 12041-12047; and *J. Amer. Chem. Soc.*, **1994**, *116*, 4573-4590. The disclosures of these and other documents referred to 10 throughout this application are incorporated herein by reference in their entirety.

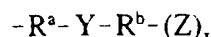
A need exists, however, for glycopeptide derivatives having improved activity, selectivity and reduced mammalian toxicity. Moreover, certain microorganisms are beginning to develop resistance to vancomycin, such as vancomycin-resistant enterococci (VRE). Accordingly, it would be highly 15 desirable to provide novel glycopeptide derivatives which are effective against a broad spectrum of bacteria, including resistant strains such as VRE. Moreover, it would be highly advantageous to provide glycopeptide derivatives having improved antibacterial activity and selectivity, and low mammalian toxicity.

SUMMARY OF THE INVENTION

20 The present invention provides novel derivatives of glycopeptide antibiotics having improved properties compared to the unsubstituted glycopeptide, including enhanced activity, selectivity and reduced mammalian toxicity. For example, certain vancomycin derivatives of this invention demonstrate greatly enhanced antibacterial activity compared to vancomycin itself. Such vancomycin derivatives 25 are also highly effective against vancomycin-resistant enterococci strains while exhibiting reduced mammalian toxicity.

--4--

Accordingly, in one of its composition aspects, this invention provides a glycopeptide compound having at least one substituent of the formula:



wherein

5 each R^a is independently selected from the group consisting of alkylene, substituted alkylene, alkenylene, substituted alkenylene, alkynylene and substituted alkynylene;

each R^b is independently selected from the group consisting of a covalent bond, alkylene, substituted alkylene, alkenylene, substituted alkenylene,
10 alkynylene and substituted alkynylene, provided R^b is not a covalent bond when Z is hydrogen;

each Y is independently selected from the group consisting of oxygen, sulfur, $-S-S-$, $-NR^c-$, $-S(O)-$, $-SO_2-$, $-NR^cC(O)-$, $-OC(O)-$, $-NR^cSO_2-$,
15 $-OSO_2-$, $-C(O)NR^c-$, $-C(O)O-$, $-SO_2NR^c-$, $-SO_2O-$, $-P(O)(OR^c)O-$,
 $-P(O)(OR^c)NR^c-$, $-OP(O)(OR^c)O-$, $-OP(O)(OR^c)NR^c-$, $-OC(O)O-$,
 $-NR^cC(O)O-$, $-NR^cC(O)NR^c-$, $-OC(O)NR^c-$ and $-NR^cSO_2NR^c-$;

each Z is independently selected from hydrogen, aryl, cycloalkyl, cycloalkenyl, heteroaryl and heterocyclic;

each R^c is independently selected from the group consisting of hydrogen,
20 alkyl, substituted alkyl, alkenyl, substituted alkenyl, alkynyl, substituted alkynyl, cycloalkyl, substituted cycloalkyl, cycloalkenyl, substituted cycloalkenyl, aryl, heteroaryl, heterocyclic and $-C(O)R^d$;

each R^d is independently selected from the group consisting of alkyl, substituted alkyl, alkenyl, substituted alkenyl, alkynyl, substituted alkynyl,
25 cycloalkyl, substituted cycloalkyl, cycloalkenyl, substituted cycloalkenyl, aryl, heteroaryl and heterocyclic;

x is 1 or 2;

--5--

and pharmaceutically acceptable salts thereof;

provided that:

- (i) when Y is $-NR^c-$, R^c is alkyl of 1 to 4 carbon atoms, Z is hydrogen and R^b is alkylene, then R^b contains at least 5 carbon atoms;
- 5 (ii) when Y is $-C(O)NR^c-$, Z is hydrogen and R^b is alkylene, then R^b contains at least 5 carbon atoms;
- (iii) when Y is sulfur, Z is hydrogen and R^b is alkylene, then R^b contains at least 7 carbon atoms; and
- (iv) when Y is oxygen, Z is hydrogen and R^b is alkylene, then R^b
- 10 contains at least 11 carbon atoms.

Preferably, the glycopeptide compound is substituted with from 1 to 3 substituents of the formula $-R^a-Y-R^b-(Z)_x$.

Each R^a is preferably independently selected from alkylene having from 1 to 10 carbon atoms, more preferably, from 1 to 6 carbon atoms. In a preferred

15 embodiment, R^a is ethylene ($-\text{CH}_2\text{CH}_2-$), propylene ($-\text{CH}_2\text{CH}_2\text{CH}_2-$) or butylene ($-\text{CH}_2\text{CH}_2\text{CH}_2\text{CH}_2-$). Still more preferably, R^a is ethylene or propylene.

When Z is hydrogen, R^b is preferably alkylene of from 8 to 12 carbon atoms. Accordingly, in this embodiment, R^b and Z preferably form an *n*-octyl, *n*-nonyl, *n*-decyl, *n*-undecyl or *n*-dodecyl group. When Z is other than hydrogen, R^b

20 is preferably a covalent bond or alkylene of from 1 to 10 carbon atoms. In this embodiment, R^b is preferably, a covalent bond, methylene, $-(\text{CH}_2)_6-$, $-(\text{CH}_2)_7-$, $-(\text{CH}_2)_8-$, $-(\text{CH}_2)_9-$ or $-(\text{CH}_2)_{10}-$.

Each Y is preferably independently selected from the group consisting of oxygen, sulfur, $-S-S-$, $-NR^c-$, $-S(O)-$, $-SO_2-$, $-NR^cC(O)-$, $-OC(O)-$,

--6--

$-\text{NR}^c\text{SO}_2-$, $-\text{C}(\text{O})\text{NR}^c-$, $-\text{C}(\text{O})\text{O}-$ and $-\text{SO}_2\text{NR}^c-$. More preferably, Y is oxygen, sulfur, $-\text{NR}^c-$ or $-\text{NR}^c\text{SO}_2-$.

Preferably, each Z is independently selected from hydrogen, aryl, cycloalkyl, heteroaryl and heterocyclic. More preferably, Z is hydrogen or aryl.

5 When Z is aryl, preferred Z group include phenyl, substituted phenyl, biphenyl, substituted biphenyl and terphenyl groups. Particularly preferred Z groups are phenyl, 4-isobutylphenyl, 4'-chlorobiphenyl-4-yl, 4'-trifluoromethylbiphenyl-4-yl, 4-(naphth-2-yl)phenyl, 4-(2-phenylethynyl)phenyl, 4-(3,4-dichlorobenzyloxy)-phenyl, and *p*-terphenyl.

10 Preferably, x is 1.

Particularly preferred $-\text{R}^a-\text{Y}-\text{R}^b-(\text{Z})_x$ groups of this invention are selected from the group consisting of:

- $-\text{CH}_2\text{CH}_2-\text{NH}-(\text{CH}_2)_9\text{CH}_3;$
- $-\text{CH}_2\text{CH}_2\text{CH}_2-\text{NH}-(\text{CH}_2)_8\text{CH}_3;$
- 15 $-\text{CH}_2\text{CH}_2\text{CH}_2\text{CH}_2-\text{NH}-(\text{CH}_2)_7\text{CH}_3;$
- $-\text{CH}_2\text{CH}_2-\text{NHSO}_2-(\text{CH}_2)_9\text{CH}_3;$
- $-\text{CH}_2\text{CH}_2-\text{NHSO}_2-(\text{CH}_2)_{11}\text{CH}_3;$
- $-\text{CH}_2\text{CH}_2-\text{S}-(\text{CH}_2)_8\text{CH}_3;$
- $-\text{CH}_2\text{CH}_2-\text{S}-(\text{CH}_2)_9\text{CH}_3;$
- 20 $-\text{CH}_2\text{CH}_2-\text{S}-(\text{CH}_2)_{10}\text{CH}_3;$
- $-\text{CH}_2\text{CH}_2\text{CH}_2-\text{S}-(\text{CH}_2)_8\text{CH}_3;$
- $-\text{CH}_2\text{CH}_2\text{CH}_2-\text{S}-(\text{CH}_2)_9\text{CH}_3;$
- $-\text{CH}_2\text{CH}_2\text{CH}_2-\text{S}-(\text{CH}_2)_3-\text{CH}=\text{CH}-(\text{CH}_2)_4\text{CH}_3$ (*trans*);
- $-\text{CH}_2\text{CH}_2\text{CH}_2\text{CH}_2-\text{S}-(\text{CH}_2)_7\text{CH}_3;$
- 25 $-\text{CH}_2\text{CH}_2-\text{S}(\text{O})-(\text{CH}_2)_9\text{CH}_3;$
- $-\text{CH}_2\text{CH}_2-\text{S}-(\text{CH}_2)_6\text{Ph};$

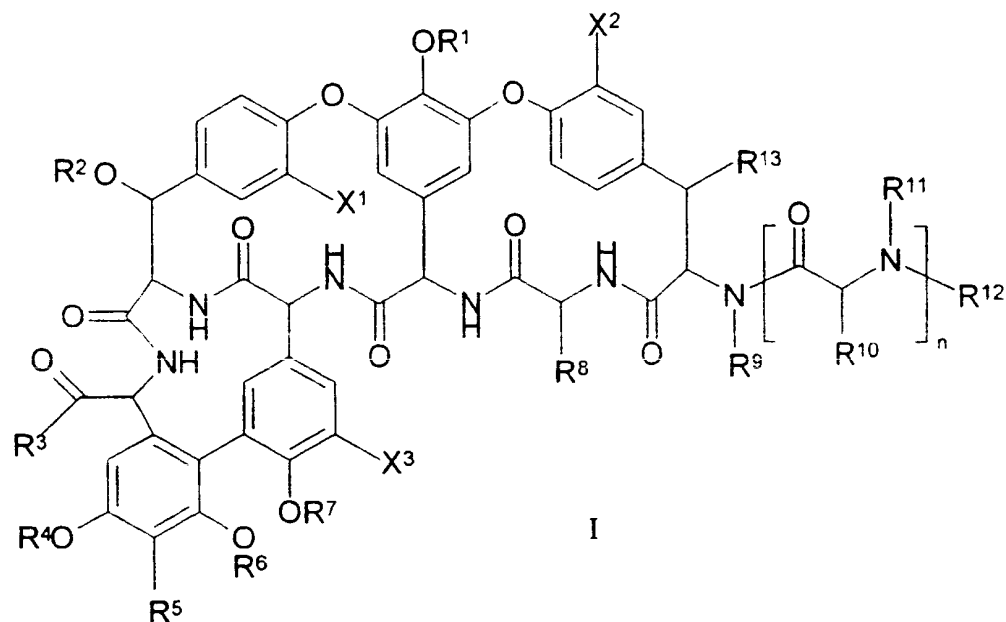
--7--

- CH₂CH₂-S-(CH₂)₈Ph;
- CH₂CH₂CH₂-S-(CH₂)₈Ph;
- CH₂CH₂-NH-CH₂-4-(4-Cl-Ph)-Ph;
- CH₂CH₂-NH-CH₂-4-[4-CH₃)₂CHCH₂-]-Ph;
- 5 -CH₂CH₂-NH-CH₂-4-(4-CF₃-Ph)-Ph;
- CH₂CH₂-S-CH₂-4-(4-Cl-Ph)-Ph;
- CH₂CH₂-S(O)-CH₂-4-(4-Cl-Ph)-Ph;
- CH₂CH₂CH₂-S-CH₂-4-(4-Cl-Ph)-Ph;
- CH₂CH₂CH₂-S(O)-CH₂-4-(4-Cl-Ph)-Ph;
- 10 -CH₂CH₂CH₂-S-CH₂-4-[3,4-di-Cl-PhCH₂O-]-Ph;
- CH₂CH₂-NHSO₂-CH₂-4-[4-(4-Ph)-Ph]-Ph;
- CH₂CH₂CH₂-NHSO₂-CH₂-4-(4-Cl-Ph)-Ph;
- CH₂CH₂CH₂-NHSO₂-CH₂-4-(Ph-C≡C-)-Ph;
- CH₂CH₂CH₂-NHSO₂-4-(4-Cl-Ph)-Ph; and
- 15 -CH₂CH₂CH₂-NHSO₂-4-(naphth-2-yl)-Ph.

Other preferred -R^a-Y-R^b-(Z)_x groups are shown in Tables I-VI below.

--8--

In another of its composition aspects, this invention provides a compound of formula I:



wherein

5 R^1 is selected from the group consisting of hydrogen, alkyl, substituted alkyl, alkenyl, substituted alkenyl, alkynyl, substituted alkynyl, cycloalkyl, substituted cycloalkyl, cycloalkenyl, substituted cycloalkenyl, aryl, heteroaryl, heterocyclic and $-R^a-Y-R^b-(Z)_x$; or a saccharide group optionally substituted with $-R^a-Y-R^b-(Z)_x$;

10 R^2 is hydrogen or a saccharide group optionally substituted with $-R^a-Y-R^b-(Z)_x$;

R^3 is $-OR^c$, $-NR^cR^c$, $-O-R^a-Y-R^b-(Z)_x$, $-NR^c-R^a-Y-R^b-(Z)_x$, $-NR^cR^c$, or $-O-R^c$;

15 R^4 is selected from the group consisting of hydrogen, alkyl, substituted alkyl, alkenyl, substituted alkenyl, alkynyl, substituted alkynyl, $-R^a-Y-R^b-(Z)_x$, $-C(O)R^d$ and a saccharide group optionally substituted with $-R^a-Y-R^b-(Z)_x$;

--9--

R⁵ is selected from the group consisting of hydrogen, halo,
-CH(R^c)-NR^cR^c, -CH(R^c)-NR^cR^c and -CH(R^c)-NR^c-R^a-Y-R^b-(Z)_x;

R⁶ is selected from the group consisting of hydrogen, alkyl, substituted
alkyl, alkenyl, substituted alkenyl, alkynyl, substituted alkynyl, -R^a-Y-R^b-(Z)_x,
5 -C(O)R^d and a saccharide group optionally substituted with -NR^c-R^a-Y-R^b-(Z)_x,
or R⁵ and R⁶ can be joined, together with the atoms to which they are attached,
form a heterocyclic ring optionally substituted with -NR^c-R^a-Y-R^b-(Z)_x;

R⁷ is selected from the group consisting of hydrogen, alkyl, substituted
alkyl, alkenyl, substituted alkenyl, alkynyl, substituted alkynyl, -R^a-Y-R^b-(Z)_x,
10 and -C(O)R^d;

R⁸ is selected from the group consisting of hydrogen, alkyl, substituted
alkyl, alkenyl, substituted alkenyl, alkynyl, substituted alkynyl, cycloalkyl,
substituted cycloalkyl, cycloalkenyl, substituted cycloalkenyl, aryl, heteroaryl and
heterocyclic;

15 R⁹ is selected from the group consisting of hydrogen, alkyl, substituted
alkyl, alkenyl, substituted alkenyl, alkynyl, substituted alkynyl, cycloalkyl,
substituted cycloalkyl, cycloalkenyl, substituted cycloalkenyl, aryl, heteroaryl and
heterocyclic;

20 R¹⁰ is selected from the group consisting of hydrogen, alkyl, substituted
alkyl, alkenyl, substituted alkenyl, alkynyl, substituted alkynyl, cycloalkyl,
substituted cycloalkyl, cycloalkenyl, substituted cycloalkenyl, aryl, heteroaryl and
heterocyclic; or R⁸ and R¹⁰ are joined to form -Ar¹-O-Ar²-, where Ar¹ and Ar²
are independently arylene or heteroarylene;

25 R¹¹ is selected from the group consisting of hydrogen, alkyl, substituted
alkyl, alkenyl, substituted alkenyl, alkynyl, substituted alkynyl, cycloalkyl,
substituted cycloalkyl, cycloalkenyl, substituted cycloalkenyl, aryl, heteroaryl and
heterocyclic, or R¹⁰ and R¹¹ are joined, together with the carbon and nitrogen
atoms to which they are attached, to form a heterocyclic ring;

--10--

R¹² is selected from the group consisting of hydrogen, alkyl, substituted alkyl, alkenyl, substituted alkenyl, alkynyl, substituted alkynyl, cycloalkyl, substituted cycloalkyl, cycloalkenyl, substituted cycloalkenyl, aryl, heteroaryl, heterocyclic, -C(O)R^d, -C(NH)R^d, -C(O)NR^cR^c, -C(O)OR^d, -C(NH)NR^cR^c and
 5 -R^a-Y-R^b-(Z)_x, or R¹¹ and R¹² are joined, together with the nitrogen atom to which they are attached, to form a heterocyclic ring;

R¹³ is selected from the group consisting of hydrogen or -OR¹⁴;

R¹⁴ is selected from hydrogen, -C(O)R^d and a saccharide group;

each R^a is independently selected from the group consisting of alkylene,
 10 substituted alkylene, alkenylene, substituted alkenylene, alkynylene and substituted alkynylene;

each R^b is independently selected from the group consisting of a covalent bond, alkylene, substituted alkylene, alkenylene, substituted alkenylene, alkynylene and substituted alkynylene, provided R^b is not a covalent bond when Z
 15 is hydrogen;

each R^c is independently selected from the group consisting of hydrogen, alkyl, substituted alkyl, alkenyl, substituted alkenyl, alkynyl, substituted alkynyl, cycloalkyl, substituted cycloalkyl, cycloalkenyl, substituted cycloalkenyl, aryl, heteroaryl, heterocyclic and -C(O)R^d;

20 each R^d is independently selected from the group consisting of alkyl, substituted alkyl, alkenyl, substituted alkenyl, alkynyl, substituted alkynyl, cycloalkyl, substituted cycloalkyl, cycloalkenyl, substituted cycloalkenyl, aryl, heteroaryl and heterocyclic;

R^e is a saccharide group;

25 X¹, X² and X³ are independently selected from hydrogen or chloro;

each Y is independently selected from the group consisting of oxygen, sulfur, -S-S-, -NR^c-, -S(O)-, -SO₂-, -NR^cC(O)-, -OSO₂-, -OC(O)-, -NR^cSO₂-, -C(O)NR^c-, -C(O)O-, -SO₂NR^c-, -SO₂O-, -P(O)(OR^c)O-,

--11--

-P(O)(OR^c)NR^c-, -OP(O)(OR^c)O-, -OP(O)(OR^c)NR^c-, -OC(O)O-,
 -NR^cC(O)O-, -NR^cC(O)NR^c-, -OC(O)NR^c- and -NR^cSO₂NR^c-;

each Z is independently selected from hydrogen, aryl, cycloalkyl,
 cycloalkenyl, heteroaryl and heterocyclic;

5 n is 0, 1 or 2;

x is 1 or 2;

and pharmaceutically acceptable salts, stereoisomers and prodrugs thereof;
 provided that at least one of R¹, R², R³, R⁴, R⁵, R⁶, R⁷ or R¹² has a

substituent of the formula -R^a-Y-R^b-(Z)_x;

10 and further provided that:

(i) when Y is -NR^c-, R^c is alkyl of 1 to 4 carbon atoms, Z is hydrogen
 and R^b is alkylene, then R^b contains at least 5 carbon atoms;

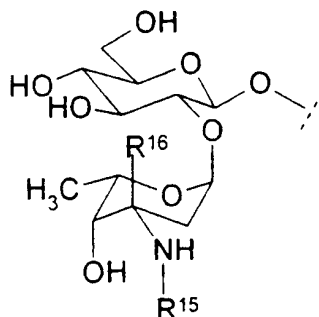
(ii) when Y is -C(O)NR^c-, Z is hydrogen and R^b is alkylene, then R^b
 contains at least 5 carbon atoms;

15 (iii) when Y is sulfur, Z is hydrogen and R^b is alkylene, then R^b contains
 at least 7 carbon atoms; and

(iv) when Y is oxygen, Z is hydrogen and R^b is alkylene, then R^b
 contains at least 11 carbon atoms.

Preferably, R¹ is a saccharide group optionally substituted with

20 -R^a-Y-R^b-(Z)_x. More preferably, R¹ is a saccharide group of the formula:



--12--

wherein

R^{15} is $-R^a-Y-R^b-(Z)_x$, where R^a , R^b , Y , Z and x are as defined herein; and

R^{16} is hydrogen or methyl.

Preferably, R^2 is hydrogen.

- 5 R^3 is preferably $-OR^c$ or $-NR^cR^c$; more preferably R^3 is $-OH$. Particularly preferred R^3 groups are those shown in Tables I-IV as R^{22} .

Preferably, R^4 , R^6 and R^7 are each independently selected from hydrogen or $-C(O)R^d$. More preferably, R^4 , R^6 and R^7 are each hydrogen.

- 10 R^5 is preferably hydrogen, $-CH_2-NHR^c$, $-CH_2-NR^cR^c$ and $-CH_2-NH-R^a-Y-R^b-(Z)_x$, where R^a , R^b , R^c , R^c , Y , Z and x are as defined herein. Particularly preferred R^5 groups include hydrogen, $-CH_2-N-(N-CH_3-D$ -glucamine); $-CH_2-NH-CH_2CH_2-NH-(CH_2)_9CH_3$; $-CH_2-NH-CH_2CH_2-NH-(CH_2)_{11}CH_3$; $-CH_2-NH-(CH_2)_5-COOH$; and $-CH_2-N-(2$ -amino-2-deoxygluconic acid). Other preferred R^5 groups are those shown in Table III as R^{23} .

- 15 Preferably, R^8 is $-CH_2C(O)NH_2$, $-CH_2COOH$, benzyl, 4-hydroxyphenyl or 3-chloro-4-hydroxyphenyl. More preferably, R^8 is $-CH_2C(O)NH_2$.

R^9 is preferably hydrogen or alkyl. More preferably, R^9 is hydrogen.

- 20 R^{10} is preferably alkyl or substituted alkyl. More preferably, R^{10} is the side-chain of a naturally occurring amino acid. Still more preferably, R^{10} is isobutyl.

--13--

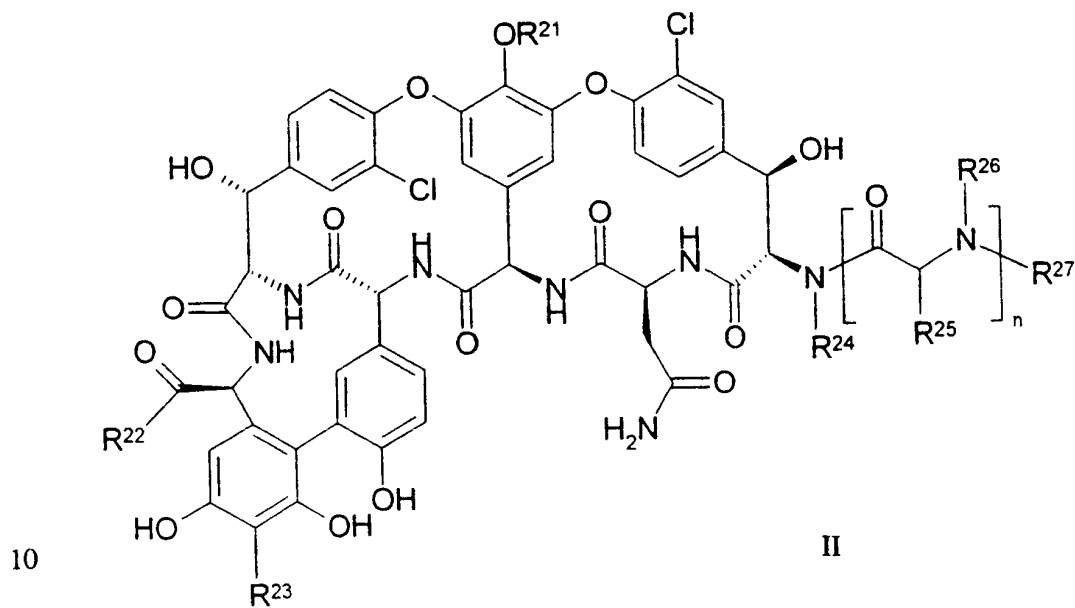
R¹¹ is preferably hydrogen or alkyl. More preferably, R¹¹ is hydrogen or methyl.

R¹² is preferably hydrogen, alkyl, substituted alkyl or -C(O)R^d. More preferably, R¹² is hydrogen or -CH₂COOH. Other preferred R¹² groups are those
5 shown in Table II as R²⁷.

X¹ and X² are preferably chloro. X³ is preferably hydrogen.

Preferably, *n* is 0 or 1. More preferably, *n* is 1.

In still another of its composition aspects, this invention provides a compound of formula II:



wherein

--14--

R²¹ is selected from the group consisting of hydrogen, alkyl, substituted alkyl, alkenyl, substituted alkenyl, alkynyl, substituted alkynyl, cycloalkyl, substituted cycloalkyl, cycloalkenyl, substituted cycloalkenyl, aryl, heteroaryl, heterocyclic and -R^a-Y-R^b-(Z)_x; or a saccharide group optionally substituted
5 with -R^a-Y-R^b-(Z)_x;

R²² is -OR^c, -NR^cR^c, -O-R^a-Y-R^b-(Z)_x or -NR^c-R^a-Y-R^b-(Z)_x;

R²³ is selected from the group consisting of hydrogen, halo, -CH(R^c)-NR^cR^c, -CH(R^c)-R^c and -CH(R^c)-NR^c-R^a-Y-R^b-(Z)_x;

R²⁴ is selected from the group consisting of hydrogen and lower alkyl;

10 R²⁵ is selected from the group consisting of hydrogen, alkyl, substituted alkyl, alkenyl, substituted alkenyl, alkynyl, substituted alkynyl, cycloalkyl, substituted cycloalkyl, cycloalkenyl, substituted cycloalkenyl, aryl, heteroaryl and heterocyclic;

R²⁶ is selected from the group consisting of hydrogen and lower alkyl; or
15 R²⁵ and R²⁶ are joined, together with the carbon and nitrogen atoms to which they are attached, to form a heterocyclic ring;

R²⁷ is selected from the group consisting of hydrogen, alkyl, substituted alkyl, alkenyl, substituted alkenyl, alkynyl, substituted alkynyl, cycloalkyl, substituted cycloalkyl, cycloalkenyl, substituted cycloalkenyl, aryl, heteroaryl, heterocyclic, -C(O)R^d, -C(NH)R^d, -C(O)NR^cR^c, -C(O)OR^d, -C(NH)NR^cR^c and
20 -R^a-Y-R^b-(Z)_x, or R²⁶ and R²⁷ are joined, together with the nitrogen atom to which they are attached, to form a heterocyclic ring;

each R^a is independently selected from the group consisting of alkylene, substituted alkylene, alkenylene, substituted alkenylene, alkynylene and substituted
25 alkynylene;

each R^b is independently selected from the group consisting of a covalent bond, alkylene, substituted alkylene, alkenylene, substituted alkenylene, alkynylene and substituted alkynylene, provided R^b is not a covalent bond when Z is hydrogen;

--15--

each R^c is independently selected from the group consisting of hydrogen, alkyl, substituted alkyl, alkenyl, substituted alkenyl, alkynyl, substituted alkynyl, cycloalkyl, substituted cycloalkyl, cycloalkenyl, substituted cycloalkenyl, aryl, heteroaryl, heterocyclic and $-C(O)R^d$;

5 each R^d is independently selected from the group consisting of alkyl, substituted alkyl, alkenyl, substituted alkenyl, alkynyl, substituted alkynyl, cycloalkyl, substituted cycloalkyl, cycloalkenyl, substituted cycloalkenyl, aryl, heteroaryl and heterocyclic;

R^e is an aminosaccharide group;

10 each Y is independently selected from the group consisting of oxygen, sulfur, $-S-S-$, $-NR^c-$, $-S(O)-$, $-SO_2-$, $-NR^cC(O)-$, $-OSO_2-$, $-OC(O)-$, $-NR^cSO_2-$, $-C(O)NR^c-$, $-C(O)O-$, $-SO_2NR^c-$, $-SO_2O-$, $-P(O)(OR^c)O-$, $-P(O)(OR^c)NR^c-$, $-OP(O)(OR^c)O-$, $-OP(O)(OR^c)NR^c-$, $-OC(O)O-$, $-NR^cC(O)O-$, $-NR^cC(O)NR^c-$, $-OC(O)NR^c-$ and $-NR^cSO_2NR^c-$;

15 each Z is independently selected from hydrogen, aryl, cycloalkyl, cycloalkenyl, heteroaryl and heterocyclic;

n is 0, 1 or 2;

x is 1 or 2;

and pharmaceutically acceptable salts, stereoisomers and prodrugs thereof;

20 provided that at least one of R^{21} , R^{22} , R^{23} or R^{27} has a substituent of the formula $-R^a-Y-R^b-(Z)_x$;

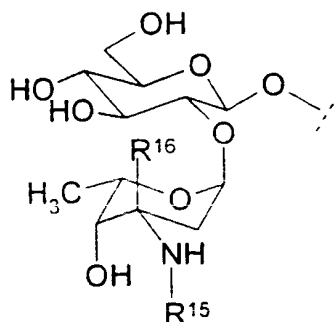
and further provided that:

- (i) when Y is $-NR^c-$, R^c is alkyl of 1 to 4 carbon atoms, Z is hydrogen and R^b is alkylene, then R^b contains at least 5 carbon atoms;
- 25 (ii) when Y is $-C(O)NR^c-$, Z is hydrogen and R^b is alkylene, then R^b contains at least 5 carbon atoms;
- (iii) when Y is sulfur, Z is hydrogen and R^b is alkylene, then R^b contains at least 7 carbon atoms; and

--16--

(iv) when Y is oxygen, Z is hydrogen and R^b is alkylene, then R^b contains at least 11 carbon atoms.

Preferably, R²¹ is a saccharide group of the formula:



wherein

- 5 R¹⁵ is -R^a-Y-R^b-(Z)_x, where R^a, R^b, Y, Z and x are as defined herein; and
R¹⁶ is hydrogen or methyl.

R²² is preferably -OR^c or -NR^cR^c; more preferably R²² is -OH.

Particularly preferred R²² groups are those shown in Tables I-IV.

- 10 R²³ is preferably hydrogen, -CH₂-R^c, -CH₂-NHR^c and
-CH₂-NH-R^a-Y-R^b-(Z)_x, where R^a, R^b, R^c, R^c, Y, Z and x are as defined
herein. Particularly preferred R²³ groups include hydrogen, -CH₂-N-(N-CH₃-D-
glucamine); -CH₂-NH-CH₂CH₂-NH-(CH₂)₉CH₃; -CH₂-NH-CH₂CH₂-NH-
(CH₂)₁₁CH₃; -CH₂-NH-(CH₂)₅-COOH; and -CH₂-N-(2-amino-2-deoxygluconic
acid). Other preferred R²³ groups are shown in Table III.

- 15 R²⁴ is preferably hydrogen or alkyl. More preferably, R²⁴ is hydrogen.

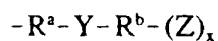
--17--

R²⁵ is preferably alkyl or substituted alkyl. More preferably, R²⁵ is the side-chain of a naturally occurring amino acid. Still more preferably, R²⁵ is isobutyl.

5 R²⁶ is preferably hydrogen or alkyl. More preferably, R²⁶ is hydrogen or methyl.

R²⁷ is preferably hydrogen, alkyl, substituted alkyl or -C(O)R^d. More preferably, R²⁷ is hydrogen or -CH₂COOH. Other preferred R²⁷ groups are those shown in Table II.

10 In yet another of its composition aspects, this invention provides a pharmaceutical composition comprising a pharmaceutically-acceptable carrier and a therapeutically effective amount of a glycopeptide compound having at least one substituent of the formula:

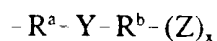


15 wherein R^a, R^b, Y, Z and x are as defined herein.

Additionally, this invention provides a pharmaceutical composition comprising a pharmaceutically-acceptable carrier and a therapeutically effective amount of a compound of formula I or II.

20 The compounds of this invention are highly effective antibacterial agents. Accordingly, in one of its method aspects, this invention provides a method of treating a mammal having a bacterial disease, the method comprising administering to the mammal a therapeutically effective amount of a glycopeptide compound having at least one substituent of the formula:

--18--



wherein R^a , R^b , Y, Z and x are as defined herein.

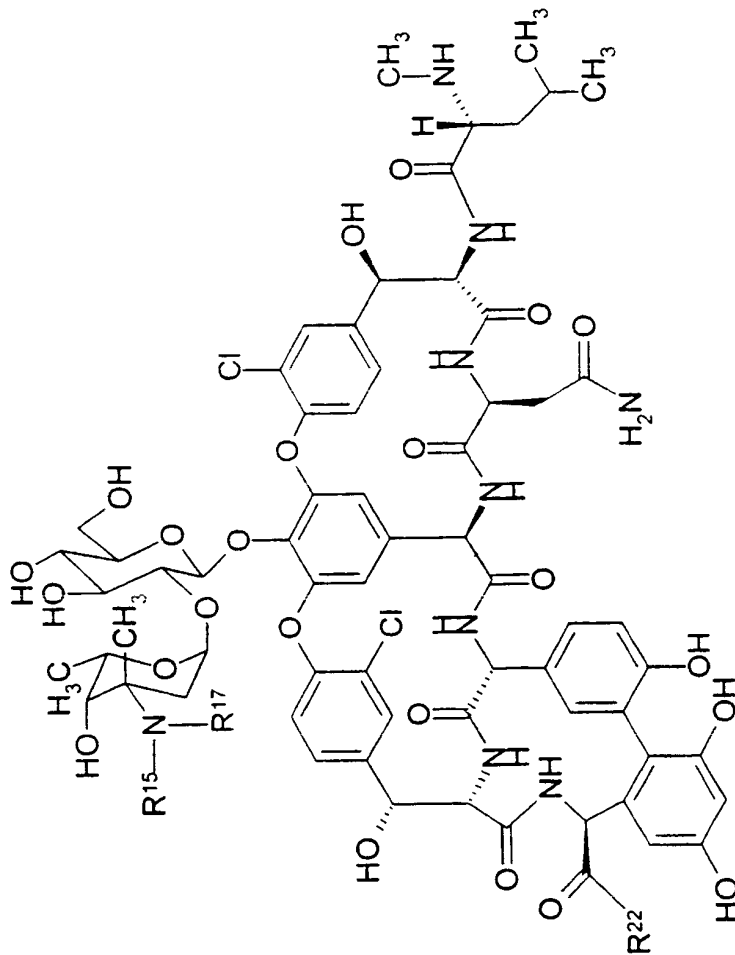
5 Additionally, this invention provides a method of treating a mammal having a bacterial disease, the method comprising administering to the mammal a therapeutically effective amount of a compound of formula I or II.

This invention also provides processes for preparing glycopeptide derivatives, which processes are described further herein below.

10 In another of its aspects, this invention is directed to the use of a glycopeptide derivative of formula I or formula II in the manufacture of a formulation or medicament for a medicinal treatment. Preferably, the formulation or medicament is used as an antibacterial agent.

15 Preferred compounds of this invention are those set forth in the following tables as formulas III, IV, V, VI, VII and VIII, and pharmaceutically-acceptable salts thereof:

Table I



III

No.	R ¹⁵ (R ¹⁷ = H, unless otherwise indicated)	R ²²
1	-CH ₂ CH ₂ -NH-(CH ₂) ₉ CH ₃	-OH
2	-CH ₂ CH ₂ -N[(CH ₂) ₉ CH ₃] ₂	-OH
3	-CH ₂ CH ₂ -NH-(CH ₂) ₇ CH ₃	-OH
4	-CH ₂ CH ₂ -NH-(CH ₂) ₅ CH ₃	-OH
5	-CH ₂ CH ₂ -NH-CH ₂ Ph	-OH
6	-CH ₂ CH ₂ -NH-CH ₂ -4-Ph-Ph	-OH
7	-CH ₂ CH ₂ -NH-CH ₂ -4-(4-Cl-Ph)-Ph	-OH
8	-CH ₂ CH ₂ -NH-(CH ₂) ₈ CH ₃	-OH
9	-CH ₂ CH ₂ -NH-CH ₂ -cyclohexyl	-OH
10	-CH ₂ CH ₂ CH ₂ -NH-(CH ₂) ₈ CH ₃	-OH
11	-CH ₂ CH ₂ CH ₂ CH ₂ -NH-(CH ₂) ₇ CH ₃	-OH
12	-CH ₂ CH ₂ CH ₂ CH ₂ CH ₂ -NH-(CH ₂) ₆ CH ₃	-OH
13	-CH ₂ CH ₂ -N(CH ₃)-(CH ₂) ₉ CH ₃	-OH
14	-CH ₂ CH ₂ -NH-(CH ₂) ₃ CH=CH(CH ₂) ₄ CH ₃ (<i>trans</i>)	-OH

5

10

15

No.	R ¹⁵ (R ¹⁷ = H, unless otherwise indicated)	R ²²
15	-CH ₂ CH ₂ -NH-CH ₂ CH=C(CH ₃)(CH ₂) ₂ -CH=C(CH ₃) ₂ (<i>trans, trans</i>)	-OH
16	-CH ₂ CH ₂ -NH-(CH ₂) ₈ CH(OH)CH ₃	-OH
17	-CH ₂ CH ₂ -NH-(CH ₂) ₈ CH=CH ₂	-OH
18	-CH ₂ CH ₂ -NH-CH ₂ -cyclopropyl	-OH
19	-CH ₂ CH ₂ -NH-(CH ₂) ₉ CH ₃	-NH(CH ₂) ₃ N(CH ₃) ₂
20	-CH ₂ CH ₂ -N[(CH ₂) ₉ CH ₃] ₂	-NH(CH ₂) ₃ N(CH ₃) ₂
21	-CH ₂ CH ₂ -NH-(CH ₂) ₉ CH ₃	-N-(D-glucosamine)
22	-CH ₂ CH ₂ -NH-(CH ₂) ₉ CH ₃	-NHCH(COOH)CH ₂ COOH
23	-CH ₂ CH ₂ -NH-CH ₂ -4-(4-Cl-Ph)-Ph	-N-(D-glucosamine)
24	-CH ₂ CH ₂ -NH-(CH ₂) ₈ CH ₃	-N-(D-glucosamine)
25	-CH ₂ CH ₂ -NH-CH ₂ CH=C(CH ₃)(CH ₂) ₂ -CH=C(CH ₃) ₂ (<i>trans, trans</i>)	-N-(D-glucosamine)
26	-CH ₂ CH ₂ -NH-(CH ₂) ₉ CH ₃	-NHCH(CO ₂ CH ₃)CH ₂ CO ₂ CH ₃
27	-CH ₂ CH ₂ -NH-(CH ₂) ₈ CH(OH)CH ₃	-NHCH(COOH)CH ₂ COOH

No.	R ¹⁵ (R ¹⁷ = H, unless otherwise indicated)	R ²²
28	-CH ₂ CH ₂ -NHC(O)-(CH ₂) ₆ CH(CH ₃)CH ₃	-OH
29	-CH ₂ CH ₂ -NHC(O)-(CH ₂) ₈ CH ₃	-OH
30	-CH ₂ CH ₂ -OC(O)-(CH ₂) ₈ CH ₃	-OH
31	-CH ₂ -C(O)O-(CH ₂) ₉ CH ₃	-OH
32	-CH ₂ -C(O)NH-(CH ₂) ₉ CH ₃	-OH
33	-CH ₂ -C(O)O-(CH ₂) ₇ CH ₃	-OH
34	-CH ₂ CH ₂ -NHSO ₂ -(CH ₂) ₇ CH ₃	-OH
35	-CH ₂ CH ₂ -OSO ₂ -(CH ₂) ₇ CH ₃	-OH
36	-CH ₂ CH ₂ -S-(CH ₂) ₉ CH ₃	-OH
37	-CH ₂ CH ₂ -NHC(O)-(CH ₂) ₆ CH ₃	-OH
38	-CH ₂ CH ₂ -NHC(O)-(CH ₂) ₇ CH ₃	-OH
39	-CH ₂ CH ₂ -NHC(O)-(CH ₂) ₉ CH ₃	-OH
40	-CH ₂ -C(O)NH-(CH ₂) ₆ CH ₃	-OH
41	-CH ₂ -C(O)NH-(CH ₂) ₇ CH ₃	-OH

No.	R ¹⁵ (R ¹⁷ = H, unless otherwise indicated)	R ²²
42	-CH ₂ -C(O)NH-(CH ₂) ₈ CH ₃	-OH
43	-CH ₂ CH ₂ -NH-(CH ₂) ₉ CH ₃	-NH(CH ₂) ₃ -morpholin-4-yl
44	-CH ₂ CH ₂ -NH-(CH ₂) ₉ CH ₃	-NH(CH ₂) ₅ -NH-(CH ₂) ₂ CH ₃
45	-CH ₂ CH ₂ -NH-(CH ₂) ₉ CH ₃	-NH(CH ₂) ₂ -piperidin-1-yl
46	-CH ₂ CH ₂ -NH-(CH ₂) ₉ CH ₃	-NH(CH ₂) ₄ NHC(N)NH ₂
47	-CH ₂ CH ₂ -NH-(CH ₂) ₉ CH ₃	-NH(CH ₂) ₂ -N ⁺ (CH ₃) ₃
48	-CH ₂ CH ₂ -NH-(CH ₂) ₉ CH ₃	-NHCH(COOH)(CH ₂) ₃ NHC(N)NH ₂
49	-CH ₂ CH ₂ -NH-(CH ₂) ₉ CH ₃	-NH[(CH ₂) ₃ NH-] ₃ H
50	-CH ₂ CH ₂ -NH-(CH ₂) ₉ CH ₃	-N[(CH ₂) ₃ N(CH ₃) ₂] ₂
51	-CH ₂ CH ₂ -NH-(CH ₂) ₉ CH ₃	-NH(CH ₂) ₃ -imidiazol-1-yl
52	-CH ₂ CH ₂ -NH-(CH ₂) ₉ CH ₃	-NHCH ₂ -4-pyridyl
53	-CH ₂ CH ₂ -NH-(CH ₂) ₉ CH ₃	-NH(CH ₂) ₃ CH ₃
54	-CH ₂ CH ₂ -NH-(CH ₂) ₉ CH ₃	-NH(CH ₂) ₂ OH
55	-CH ₂ CH ₂ -NH-(CH ₂) ₉ CH ₃	-NH(CH ₂) ₅ OH

No.	R ¹⁵ (R ¹⁷ = H, unless otherwise indicated)	R ²²
56	-CH ₂ CH ₂ -NH-(CH ₂) ₉ CH ₃	-NH(CH ₂) ₂ OCH ₃
57	-CH ₂ CH ₂ -NH-(CH ₂) ₉ CH ₃	-NHCH ₂ -tetrahydrofuran-2-yl
58	-CH ₂ CH ₂ -NH-(CH ₂) ₉ CH ₃	-N[(CH ₂) ₂ OH] ₂
59	-CH ₂ CH ₂ -NH-(CH ₂) ₉ CH ₃	-NH(CH ₂) ₂ N[(CH ₂) ₂ OH] ₂
60	-CH ₂ CH ₂ -NH-(CH ₂) ₉ CH ₃	-N-(glucamine)
61	-CH ₂ CH ₂ -NH-(CH ₂) ₉ CH ₃	-NHCH ₂ COOH
62	-CH ₂ CH ₂ -NH-(CH ₂) ₉ CH ₃	-NHCH(COOH)CH ₂ OH
63	-CH ₂ CH ₂ -NH-(CH ₂) ₉ CH ₃	-NH(CH ₂) ₂ COOH
64	-CH ₂ CH ₂ -NH-(CH ₂) ₉ CH ₃	-NH(CH ₂) ₃ SO ₃ H
65	-CH ₂ CH ₂ -NH-(CH ₂) ₉ CH ₃	-NHCH(COOH)(CH ₂) ₃ COOH
66	-CH ₂ CH ₂ -NH-(CH ₂) ₉ CH ₃	-NHCH(COOH)(CH ₂) ₂ NH ₂
67	-CH ₂ CH ₂ -NH-(CH ₂) ₉ CH ₃	-NHCH(COOH)(CH ₂) ₃ NH ₂
68	-CH ₂ CH ₂ -NH-(CH ₂) ₉ CH ₃	-NHCH(COOH)CH ₂ CO ₂ (CH ₂) ₃ -N ⁺ (CH ₃) ₃
69	-CH ₂ CH ₂ -NH-(CH ₂) ₉ CH ₃	-NHCH(COOH)CH ₂ CO ₂ -(CH ₂) ₂ C(O)N(CH ₃) ₂

5

10

No.	R ¹⁵ (R ¹⁷ = H, unless otherwise indicated)	R ²²
70	-CH ₂ CH ₂ -NH-(CH ₂) ₉ CH ₃	-NHCH(COOH)CH ₂ CO ₂ -(CH ₂) ₃ -morpholin-4-yl
71	-CH ₂ CH ₂ -NH-(CH ₂) ₉ CH ₃	-NHCH(COOH)CH ₂ CO ₂ (CH ₂) ₂ OC(O)C(CH ₃) ₃
72	-CH ₂ CH ₂ -NH-(CH ₂) ₉ CH ₃	-NHCH(CH ₂ COOH)CO ₂ (CH ₂) ₃ -N ⁺ (CH ₃) ₃
73	-CH ₂ CH ₂ -NH-(CH ₂) ₉ CH ₃	-NHCH(CH ₂ COOH)CO ₂ (CH ₂) ₂ C(O)N(CH ₃) ₂
74	-CH ₂ CH ₂ -NH-(CH ₂) ₉ CH ₃	-NHCH(CH ₂ COOH)CO ₂ (CH ₂) ₃ -morpholin-4-yl
75	-CH ₂ CH ₂ -NH-(CH ₂) ₉ CH ₃	-NHCH(CH ₂ COOH)CO ₂ (CH ₂) ₂ OC(O)C(CH ₃) ₃
76	-CH ₂ CH ₂ -NH-(CH ₂) ₆ Ph	-OH
77	-CH ₂ CH ₂ -NH-(CH ₂) ₈ Ph	-OH
78	-CH ₂ CH ₂ -NH-CH ₂ Ph	-OH
79	-CH ₂ CH ₂ -NH-CH ₂ -4-Cl-Ph	-OH
80	-CH ₂ CH ₂ -NH-CH ₂ -4-[CH ₃ (CH ₂) ₂ O-]Ph	-OH
81	-CH ₂ CH ₂ -NH-CH ₂ -4-[CH ₃ (CH ₂) ₄ O-]Ph	-OH
82	-CH ₂ CH ₂ -NH-CH ₂ -4-[CH ₃ (CH ₂) ₆ O-]Ph	-OH
83	-CH ₂ CH ₂ -NH-CH ₂ -4-[CH ₃ (CH ₂) ₈ O-]Ph	-OH

No.	R ¹⁵ (R ¹⁷ = H, unless otherwise indicated)	R ²²
84	-CH ₂ CH ₂ -NH-CH ₂ -4-[CH ₃ (CH ₂) ₂]-]Ph	-OH
85	-CH ₂ CH ₂ -NH-CH ₂ -4-[CH ₃ (CH ₂) ₃]-]Ph	-OH
86	-CH ₂ CH ₂ -NH-CH ₂ -4-[CH ₃ (CH ₂) ₄]-]Ph	-OH
87	-CH ₂ CH ₂ -NH-CH ₂ -4-(PhO-)Ph	-OH
88	-CH ₂ CH ₂ -NH-CH ₂ -4-(PhS-)Ph	-OH
89	-CH ₂ CH ₂ -NH-CH ₂ -3-(PhO-)Ph	-OH
90	-CH ₂ CH ₂ -NH-CH ₂ -4-(cyclohexyl-)Ph	-OH
91	-CH ₂ CH ₂ -NH-CH ₂ -4-{4-[CH ₃ (CH ₂) ₄ O-]-]Ph}-Ph	-OH
92	-CH ₂ CH ₂ -NH-CH ₂ -4-CF ₃ -Ph	-OH
93	-CH ₂ CH ₂ -NH-CH ₂ -4-(PhCH ₂ O-)Ph	-OH
94	-CH ₂ CH ₂ -NH-CH ₂ -4-(4-CH ₃ -PhCH ₂ O-)Ph	-OH
95	-CH ₂ CH ₂ -NH-(CH ₂) ₇ CH(CH ₃) ₂	-OH
96	-(CH ₂) ₅ -NH-(CH ₂) ₆ CH ₃	-OH
97	-(CH ₂) ₃ -NH-(CH ₂) ₉ CH ₃	-OH

No.	R ¹⁵ (R ¹⁷ = H, unless otherwise indicated)	R ²²
98	-(CH ₂) ₄ -NH-(CH ₂) ₉ CH ₃	-OH
99	-(CH ₂) ₅ -NH-(CH ₂) ₉ CH ₃	-OH
100	-CH ₂ CH ₂ -NH-(CH ₂) ₇ CH ₃	-OH
101	-CH ₂ CH ₂ -NH-CH ₂ -cyclohexyl	-OH
102	-CH ₂ CH ₂ -S-(CH ₂) ₇ CH ₃	-OH
103	-CH ₂ CH ₂ -OC(O)-(CH ₂) ₆ CH ₃	-OH
104	-CH ₂ CH ₂ -NHOSO ₂ -(CH ₂) ₉ CH ₃	-OH
105	-CH ₂ CH ₂ -OSO ₂ -(CH ₂) ₉ CH ₃	-OH
106	-CH ₂ CH ₂ -NH-CH ₂ CH=CH-CH=CH(CH ₂) ₄ CH ₃ (<i>trans, trans</i>)	-OH
107	-CH ₂ CH ₂ -NH-CH ₂ CH=CH-CH=CH(CH ₂) ₃ CH ₃ (<i>trans, trans</i>)	-OH
108	-CH ₂ CH ₂ -NH-CH ₂ CH=CH-CH=CHCH ₂ CH ₃ (<i>trans, trans</i>)	-OH
109	-CH ₂ CH ₂ -NH-CH ₂ CH=CH-CH ₂ CH=CHCH ₂ CH ₃ (<i>trans, trans</i>)	-OH

No.	R ¹⁵ (R ¹⁷ = H, unless otherwise indicated)	R ²²
110	-CH ₂ CH ₂ -NH-CH ₂ -4-Cl-Ph	-OH
111	-CH ₂ CH ₂ -NH-CH ₂ -4-(PhCH ₂ O-)Ph	-OH
112	-CH ₂ CH ₂ -NH-CH ₂ -4-(4-CH ₃ -PhCH ₂ O-)Ph	-OH
113	-CH ₂ CH ₂ -NH-CH ₂ -4-(4-Cl-PhCH ₂ O-)Ph	-OH
114	-CH ₂ CH ₂ -NH-CH ₂ -4-[CH ₃ (CH ₂) ₂ O-]Ph	-OH
115	-CH ₂ CH ₂ -NH-CH ₂ -4-[CH ₃ (CH ₂) ₄ O-]Ph	-OH
116	-CH ₂ CH ₂ -NH-CH ₂ -4-[CH ₃ (CH ₂) ₆ O-]Ph	-OH
117	-CH ₂ CH ₂ -NH-CH ₂ -4-[CH ₃ (CH ₂) ₈ O-]Ph	-OH
118	-CH ₂ CH ₂ -NH-CH ₂ -4-[(CH ₃) ₂ CHCH ₂ -]Ph	-OH
119	-CH ₂ CH ₂ -NH-CH ₂ -4-(Ph-S)Ph	-OH
120	-CH ₂ CH ₂ -NH-CH ₂ -4-(4-CF ₃ -Ph)-Ph	-OH
121	-CH ₂ CH ₂ -NH-CH ₂ -4-{4-[CH ₃ (CH ₂) ₄ O-]Ph}-Ph	-OH
122	-CH ₂ CH ₂ -NH-(CH ₂) ₆ Ph	-OH
123	-CH ₂ CH ₂ -NH-(CH ₂) ₈ Ph	-OH

No.	R ¹⁵ (R ¹⁷ = H, unless otherwise indicated)	R ²²
124	-CH ₂ CH ₂ -NH-(CH ₂) ₉ CH ₃ R ¹⁷ = -CH ₂ COOH	-OH
125	-CH ₂ CH ₂ -NH-(CH ₂) ₉ CH ₃ R ¹⁷ = -CH ₂ [CH(OH)] ₄ COOH	-OH
126	-CH ₂ CH ₂ -NH-(CH ₂) ₉ CH ₃ R ¹⁷ = -CH ₂ -(imidazol-4-yl)	-OH
127	-CH ₂ CH ₂ -NH-(CH ₂) ₉ CH ₃	-NH(CH ₂) ₃ CH ₃
128	-CH ₂ CH ₂ -NH-(CH ₂) ₉ CH ₃	-NHCH(COOH)CH ₂ OH
129	-CH ₂ CH ₂ -NH-CH ₂ CH ₂ -(cyclopropyl)	-OH
130	-CH ₂ -C(O)O-(CH ₂) ₇ CH ₃	-OH
131	-CH ₂ CH ₂ -NH-(CH ₂) ₉ CH ₃	-NHCH(COOH)CH ₂ CO ₂ CH ₃
132	-CH ₂ CH ₂ -NH-(CH ₂) ₉ CH ₃	-NHCH(CH ₂ COOH)CO ₂ (CH ₂) ₂ N(CH ₃) ₂
133	-CH ₂ CH ₂ -NH-CH ₂ CH=CH-CH=CHCH ₃ (<i>trans, trans</i>)	-OH
134	-CH ₂ CH ₂ -NH-(CH ₂) ₉ CH ₃	-NHCH(COOH)CH ₂ CO ₂ CH ₂ C(O)N(CH ₃) ₂
135	-CH ₂ CH ₂ -NH-(CH ₂) ₉ CH ₃	-NHCH(CH ₂ COOH)CO ₂ CH ₂ C(O)N(CH ₃) ₂
136	-CH ₂ CH ₂ -NH-(CH ₂) ₉ CH ₃	-NHCH(CH ₂ COOH)CO ₂ CH ₃
137	-CH ₂ CH ₂ -NHC(O)-CH ₂ CH ₂ -C(O)NHCH ₂ CH ₂ NH ₂	-NHCH ₂ CH ₂ CH ₂ N(CH ₃) ₂

No.	R ¹⁵ (R ¹⁷ = H, unless otherwise indicated)	R ²²
138	-CH ₂ CH ₂ -NHSO ₂ -4-Ph-Ph	-OH
139	-CH ₂ CH ₂ -NH-(CH ₂) ₉ CH ₃	-NHCH ₂ CH ₂ CO ₂ CH ₃
140	-CH ₂ CH ₂ -NH-(CH ₂) ₉ CH ₃	-NHCH[CH ₂ CO ₂ CH ₂ C(O)N(CH ₃) ₂]CO ₂ CH ₂ -C(O)-N(CH ₃) ₂
141	-CH ₂ CH ₂ -NH-(CH ₂) ₉ CH ₃	-NHCH ₂ CO ₂ CH ₃
142	-CH ₂ CH ₂ -NH-(CH ₂) ₉ CH ₃	-N-(methyl 3-amino-3-deoxyamnopyranoside)
143	-CH ₂ CH ₂ -NH-(CH ₂) ₉ CH ₃	-N-(methyl 3-amino-2,3,6-trideoxyhexopyranoside)
144	-CH ₂ CH ₂ -NH-(CH ₂) ₉ CH ₃	-N-[2-amino-2-deoxy-6-(dihydrogen phosphate)glucopyranose]
145	-CH ₂ CH ₂ -NH-(CH ₂) ₉ CH ₃	-N-(2-amino-2-deoxygluconic acid)
146	-CH ₂ CH ₂ -N(C(O)CH ₂ NHCH ₃)-(CH ₂) ₉ CH ₃	-OH
147	-CH ₂ CH ₂ -N(C(O)CH ₃)-(CH ₂) ₉ CH ₃	-OH
148	-CH ₂ CH ₂ -S(O)-(CH ₂) ₉ CH ₃	-OH
149	-CH ₂ CH ₂ -NH-(CD ₂) ₉ CD ₃	-OH
150	-CH ₂ CH ₂ -N(CH ₂ COOH)-(CH ₂) ₉ CH ₃	-OH

No.	R ¹⁵ (R ¹⁷ = H, unless otherwise indicated)	R ²²
151	-CH ₂ CH ₂ -NH-(CH ₂) ₉ CH ₃	-NH(CH ₂) ₄ COOH
152	-CH ₂ CH ₂ -NHSO ₂ -4-(4-Cl-Ph)-Ph	-OH
153	-CH ₂ CH ₂ -N(CH ₂ CO ₂ CH ₃)-(CH ₂) ₉ CH ₃	-OH
154	-CH ₂ CH ₂ -NH-(CH ₂) ₉ CH ₃	-N-(N-CH ₃ -D-glucamine)
155	-CH ₂ CH ₂ -NH-(CH ₂) ₉ CH ₃	-NH(CH ₂) ₆ COOH
156	-CH ₂ -C(O)O-CH ₂ CH ₃	-OH
157	-CH ₂ CH ₂ -S(O)-(CH ₂) ₇ CH ₃	-OH
158	-CH ₂ CH ₂ -NHSO ₂ -3-(4-Cl-Ph)-Ph	-OH
159	-CH ₂ CH ₂ -NHSO ₂ -(CH ₂) ₇ CH ₃	-OH
160	-CH ₂ CH ₂ CH ₂ -NHSO ₂ -4-(4-Cl-Ph)-Ph	-OH
161	-CH ₂ CH ₂ -NH-CH ₂ -4-(4-Cl-PhCH ₂ O)-Ph	-N-(D-glucosamine)
162	-CH ₂ CH ₂ -NH-CH ₂ -4-(4-Cl-PhCH ₂ O)-Ph	-NHCH(COOH)CH ₂ COOH
163	-CH ₂ CH ₂ -NHSO ₂ -4-(naphth-2-yl)-Ph	-OH
164	-CH ₂ CH ₂ -NH-(CH ₂) ₁₁ CH ₃	-OH

No.	R ¹⁵ (R ¹⁷ = H, unless otherwise indicated)	R ²²
165	-CH ₂ CH ₂ -N[C(O)CH(NH ₂)(CH ₂) ₄ NH ₂]- (CH ₂) ₉ CH ₃ (R isomer)	-OH
166	-CH ₂ CH ₂ -NHSO ₂ -(CH ₂) ₉ CH ₃	-O-(D-glucose)
167	-CH ₂ CH ₂ -NHSO ₂ -(CH ₂) ₉ CH ₃	-N[(CH ₂) ₂ OH] ₂
168	-CH ₂ CH ₂ CH ₂ -NH-CH ₂ -4-(4-CF ₃ -Ph)-Ph	-O-(D-glucose)
169	-CH ₂ CH ₂ CH ₂ -NH-CH ₂ -4-(4-CF ₃ -Ph)-Ph	-N[(CH ₂) ₂ OH] ₂
170	-CH ₂ CH ₂ CH ₂ -NH-CH ₂ -4-(4-CF ₃ -Ph)-Ph	-OH
171	-CH ₂ CH ₂ CH ₂ -NH-CH ₂ -4-(4-CH ₃ O-Ph)-Ph	-OH
172	-CH ₂ CH ₂ -NH-CH ₂ -4-[(CH ₃) ₃ CO]-Ph	-OH
173	-CH ₂ CH ₂ -NH-CH ₂ -3,4-di-(CH ₃ CH ₂ O)-Ph	-OH
174	-CH ₂ CH ₂ -NH-CH ₂ -4-[(CH ₃) ₂ CH]-Ph	-OH
175	-CH ₂ CH ₂ -NH-CH ₂ -4-[CH ₃ (CH ₂) ₃ C≡C]-Ph	-OH
176	-CH ₂ CH ₂ -NH-CH ₂ -4-[(CH ₃) ₂ CHO]-Ph	-OH
177	-CH ₂ CH ₂ -NH-CH ₂ -4-(PhC≡C)-Ph	-OH
178	-CH ₂ CH ₂ -NH-CH ₂ -4-[(CH ₃) ₃ Cl]-Ph	-OH

No.	R ¹⁵ (R ¹⁷ = H, unless otherwise indicated)	R ²²
179	-CH ₂ CH ₂ -NH-CH ₂ -5-(PhC≡C)-thiophen-2-yl	-OH
180	-CH ₂ CH ₂ -NH-CH ₂ -4-(PhCH=CH)-Ph (<i>trans</i>)	-OH
181	-CH ₂ CH ₂ -NH-CH ₂ -(CH=CH) ₄ -CH ₃ (<i>trans, trans, trans, trans</i>)	-OH
182	-CH ₂ CH ₂ -N(C(O)Ph)-(CH ₂) ₉ CH ₃	-OH
183	-CH ₂ CH ₂ -NH-CH ₂ -4-[4-(CH ₃) ₃ C-thiazol-2-yl]-Ph	-OH
184	-CH ₂ CH ₂ -N[(CH ₂) ₉ CH ₃]-C(O)CH ₂ -S-4-pyridyl	-OH
185	-CH ₂ CH ₂ -N[(CH ₂) ₉ CH ₃]-C(O)-2-[PhCH(CH ₃)NHC(O)-]Ph (R isomer)	-OH
186	-CH ₂ CH ₂ -N[(CH ₂) ₉ CH ₃]-C(O)-(1-PhCH ₂ OC(O)-2-oxoimidazolidin-5-yl) (S isomer)	-OH
187	-CH ₂ CH ₂ -N[(CH ₂) ₉ CH ₃]-C(O)-1-HO-cyclopropyl	-OH
188	-CH ₂ CH ₂ -N(C(O)CH ₂ -naphth-2-yl)-(CH ₂) ₉ CH ₃	-OH
189	-CH ₂ CH ₂ -N(C(O)(CH ₂) ₉ CH ₂ OH)-(CH ₂) ₉ CH ₃	-OH
190	-CH ₂ CH ₂ -N(C(O)CH ₂ (OCH ₂ CH ₂) ₂ OCH ₃)-(CH ₂) ₉ CH ₃	-OH

No.	R ¹⁵ (R ¹⁷ = H, unless otherwise indicated)	R ²²
191	-CH ₂ CH ₂ -N[C(O)CH ₂ CH(Ph)] ₂ -(CH ₂) ₉ CH ₃	-OH
192	-CH ₂ CH ₂ -N(C(O)CH ₂ -3-HO-Ph)-(CH ₂) ₉ CH ₃	-OH
193	-CH ₂ CH ₂ -N(C(O)CH ₂ -NHC(O)-3-CH ₃ -Ph)-(CH ₂) ₉ CH ₃	-OH
194	-CH ₂ CH ₂ -N(C(O)CH ₂ CH ₂ -O-Ph)-(CH ₂) ₉ CH ₃	-OH
195	-CH ₂ CH ₂ -N(C(O)CH ₂ CH ₂ -3-pyridyl)-(CH ₂) ₉ CH ₃	-OH
196	-CH ₂ CH ₂ -N(C(O)(CH ₂) ₃ -4-CH ₃ O-Ph)-(CH ₂) ₉ CH ₃	-OH
197	-CH ₂ CH ₂ -N(C(O)-indol-2-yl)-(CH ₂) ₉ CH ₃	-OH
198	-CH ₂ CH ₂ -N{C(O)-1-[CH ₃ COC(O)-]pyrrolidin-2-yl}- (CH ₂) ₉ CH ₃	-OH
199	-CH ₂ CH ₂ -N(C(O)CH ₂ -NHC(O)-CH=CH-furan-2-yl)- (CH ₂) ₉ CH ₃ (<i>trans</i>)	-OH
200	-CH ₂ CH ₂ -N[C(O)-1-CH ₃ CH ₂ -7-CH ₃ -4-oxo-1,4- dihydro[1,8]naphthyridin-3-yl]-(CH ₂) ₉ CH ₃	-OH
201	-CH ₂ CH ₂ -N(C(O)-1,3-benzodioxol-5-yl)-(CH ₂) ₉ CH ₃	-OH
202	-CH ₂ CH ₂ -N(C(O)CH ₂ -4-oxo-2-thioxothiazolidin-3-yl)- (CH ₂) ₉ CH ₃	-OH

No.	R ¹⁵ (R ¹⁷ = H, unless otherwise indicated)	R ²²
203	-CH ₂ CH ₂ -N(C(O)-3,4,5-tri-HO-cyclohex-1-en-1-yl)- (CH ₂) ₉ CH ₃ (R,S,R isomer)	-OH
204	-CH ₂ CH ₂ -N(C(O)CH ₂ CH ₂ C(O)NH ₂)-(CH ₂) ₉ CH ₃	-OH
205	-CH ₂ CH ₂ -N(C(O)CH ₂ -5-CH ₃ -2,4-dioxo-3,4- dihydropyrimidin-1-yl)-(CH ₂) ₉ CH ₃	-OH
206	-CH ₂ CH ₂ -N(C(O)CH=CH-imidazol-4-yl)-(CH ₂) ₉ CH ₃ (<i>trans</i>)	-OH
207	-CH ₂ CH ₂ -N[C(O)CH(CH ₂ CH ₂ C(O)NH ₂)-NHC(O)O-CH ₂ Ph]- (CH ₂) ₉ CH ₃ (S isomer)	-OH
208	-CH ₂ CH ₂ -N[C(O)CH(CH ₂ OH)NHC(O)O-CH ₂ Ph]-(CH ₂) ₉ CH ₃ (S isomer)	-OH
209	-CH ₂ CH ₂ -N[C(O)CH[CH(OH)CH ₃]NH-C(O)O-CH ₂ Ph]- (CH ₂) ₉ CH ₃ (S isomer)	-OH
200	-CH ₂ CH ₂ -N(C(O)CH ₂ NHSO ₂ -4-CH ₃ -Ph)-(CH ₂) ₉ CH ₃	-OH
211	-CH ₂ CH ₂ -N(C(O)(CH ₂) ₃ -NH ₂)-(CH ₂) ₉ CH ₃	-OH
212	-CH ₂ CH ₂ -N(C(O)-pyrrolidin-2-yl)-(CH ₂) ₉ CH ₃ (R isomer)	-OH

No.	R ¹⁵ (R ¹⁷ = H, unless otherwise indicated)	R ²²
213	-CH ₂ CH ₂ -N(C(O)-pyrrolidin-2-yl)-(CH ₂) ₉ CH ₃ (S isomer)	-OH
214	-CH ₂ CH ₂ -N(C(O)CH(NH ₂)(CH ₂) ₄ NH ₂)-(CH ₂) ₉ CH ₃ (S isomer)	-OH
215	-CH ₂ CH ₂ -N(C(O)CH(NH ₂)CH ₂ -3-HO-Ph)-(CH ₂) ₉ CH ₃	-OH
216	-CH ₂ CH ₂ -N(C(O)CH(NH ₂)CH ₃)-(CH ₂) ₉ CH ₃ (R isomer)	-OH
217	-CH ₂ CH ₂ -N[C(O)CH(CH ₂ OH)NHC(O)-CH ₃]- (CH ₂) ₉ CH ₃ (S isomer)	-OH
218	-CH ₂ CH ₂ -N[C(O)CH(NHC(O)CH ₃)-(CH ₂) ₃ -NHC(NH)NH ₂]- (CH ₂) ₉ CH ₃ (S isomer)	-OH
219	-CH ₂ CH ₂ -N(C(O)CH ₂ NHC(O)CH ₃)-(CH ₂) ₉ CH ₃	-OH
220	-CH ₂ CH ₂ -N(C(O)CH(CH ₃)OC(O)CH-(NH ₂)CH ₃)-(CH ₂) ₉ CH ₃ (R,R isomer)	-OH
221	-CH ₂ CH ₂ -NH-(CH ₂) ₉ CH ₃	-NH(CH ₂) ₃ OC(O)CH(NH ₂)CH ₃
222	-CH ₂ CH ₂ -N(C(O)-5-oxopyrrolidin-2-yl)-(CH ₂) ₉ CH ₃ (R isomer)	-OH

No.	R ¹⁵ (R ¹⁷ = H, unless otherwise indicated)	R ²²
223	-CH ₂ CH ₂ -NHC(O)-CH ₂ CH(CH ₂ CH ₂ Ph)-{3-[4-(9H-fluoren-9-yl)CH ₂ OC(O)NH(CH ₂) ₄]-1,4-dioxohexahydro-1,2-α-pyrazin-2-yl} (S,S,S isomer)	-OH
224	-CH ₂ CH ₂ -NH-(CH ₂) ₉ CH ₃	-NH(CH ₂) ₄ CH(C(O)-2-HOOC-pyrrolidin-1-yl)NHCH(COOH)-CH ₂ CH ₂ Ph (S,S isomer)
225	-CH ₂ CH ₂ -NHSO ₂ -4-(2-Cl-Ph)-Ph	-OH
226	-CH ₂ CH ₂ -NHSO ₂ -4-[4-(CH ₃) ₃ C-Ph]-Ph	-OH
227	-CH ₂ CH ₂ -NHSO ₂ -4-[4-(Ph)-Ph]-Ph	-OH
228	-CH ₂ CH ₂ -NH-4-(4-CF ₃ -Ph)-Ph	-OH
229	-CH ₂ CH ₂ -S-(CH ₂) ₈ Ph	-OH
230	-CH ₂ CH ₂ -S-(CH ₂) ₃ CH=CH(CH ₂) ₄ CH ₃ (trans)	-OH
231	-CH ₂ CH ₂ -S-CH ₂ CH ₂ (CF ₂) ₅ CF ₃	-OH
232	-CH ₂ CH ₂ -S-CH ₂ -4-[(CH ₃) ₂ CHCH ₂]-Ph	-OH
233	-CH ₂ CH ₂ -S-(CH ₂) ₁₁ CH ₃	-OH
234	-CH ₂ CH ₂ -S-(CH ₂) ₈ CH ₃	-OH

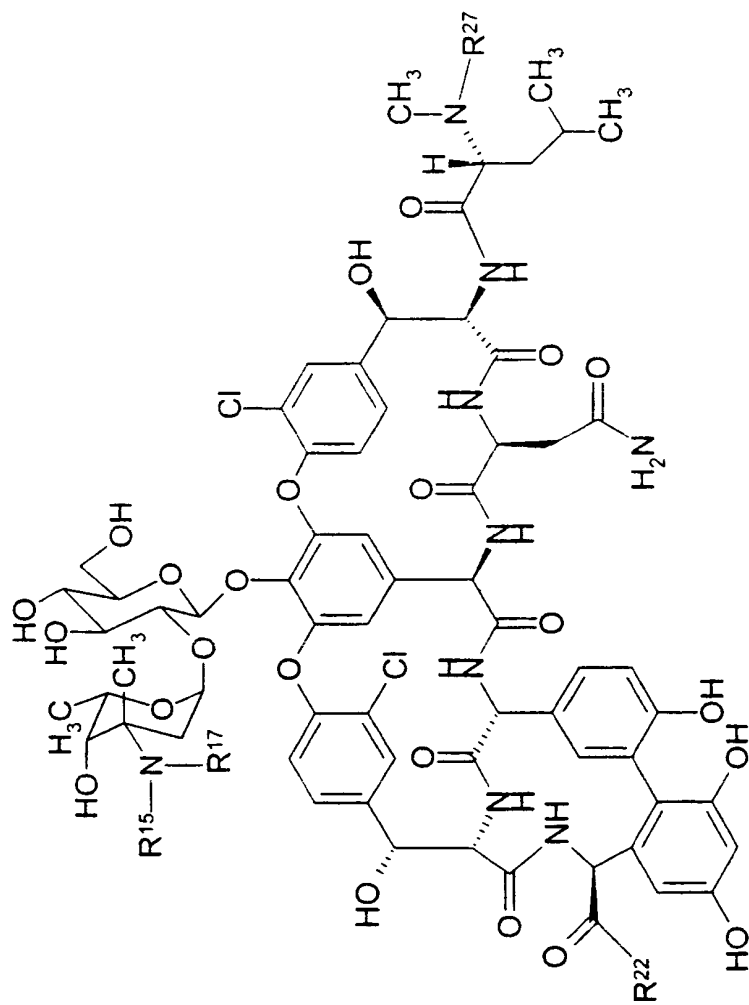
No.	R ¹⁵ (R ¹⁷ = H, unless otherwise indicated)	R ²²
235	-CH ₂ CH ₂ -S-CH ₂ -3,4-di-(PhCH ₂ O-)Ph	-OH
236	-CH ₂ CH ₂ CH ₂ -S-(CH ₂) ₈ Ph	-OH
237	-CH ₂ CH ₂ CH ₂ -S-(CH ₂) ₈ CH ₃	-OH
238	-CH ₂ CH ₂ CH ₂ -S-(CH ₂) ₆ CH ₃	-OH
239	-CH ₂ CH ₂ CH ₂ -S-(CH ₂) ₆ Ph	-OH
240	-CH ₂ CH ₂ CH ₂ CH ₂ -S-(CH ₂) ₇ CH ₃	-OH
241	-CH ₂ CH ₂ -S-(CH ₂) ₆ Ph	-OH
242	-CH ₂ CH ₂ -S-(CH ₂) ₁₀ Ph	-OH
243	-CH ₂ CH ₂ CH ₂ -S-CH ₂ -4-[(CH ₃) ₂ CHCH ₂ -]Ph	-OH
244	-CH ₂ CH ₂ -S-(CH ₂) ₃ CH=CH(CH ₂) ₄ CH ₃ (<i>trans</i>)	-OH
245	-CH ₂ CH ₂ -S-CH ₂ -4-[3,4-di-Cl-PhCH ₂ O-]Ph	-OH
246	-CH ₂ CH ₂ CH ₂ -S-CH ₂ -4-[3,4-di-Cl-PhCH ₂ O-]Ph	-OH
247	-CH ₂ CH ₂ -SO-4-(4-Cl-Ph)-Ph	-OH
248	-CH ₂ CH ₂ CH ₂ -SO-4-(4-Cl-Ph)-Ph	-OH

No.	R ¹⁵ (R ¹⁷ = H, unless otherwise indicated)	R ²²
249	-CH ₂ CH ₂ -S-(CH ₂) ₁₀ CH ₃	-OH
250	-CH ₂ CH ₂ CH ₂ -S-(CH ₂) ₁₀ CH ₃	-OH
251	-CH ₂ CH ₂ CH ₂ -S-CH ₂ -4-(CH ₃ (CH ₂) ₄ O)-Ph	-OH
252	-CH ₂ CH ₂ CH ₂ -S-CH ₂ CH=CH-CH(CH ₂) ₄ CH ₃ (<i>trans, trans</i>)	-OH
253	-CH ₂ CH ₂ -S-CH ₂ -4-[4-Cl-PhCH ₂ O]-Ph	-OH
254	-CH ₂ CH ₂ CH ₂ -S-CH ₂ -4-[4-Cl-PhCH ₂ O]-Ph	-OH
255	-CH ₂ CH ₂ -NH-(CH ₂) ₉ CH ₃	tetrazol-5-yl
256	-CH ₂ CH ₂ -S-(CH ₂) ₉ CH ₃	-N-(D-glucosamine)
257	-CH ₂ CH ₂ CH ₂ -S-CH ₂ -4-(4-CF ₃ -Ph)-Ph	-OH
258	-CH ₂ CH ₂ -S-(CH ₂) ₉ CH ₃	tetrazol-5-yl
259	-CH ₂ CH ₂ CH ₂ -S-CH ₂ -4-(4-F-PhSO ₂ NH)-Ph	-OH
260	-CH ₂ CH ₂ CH ₂ -S-(CH ₂) ₈ CH ₃	-OH
261	-CH ₂ CH ₂ CH ₂ -S(O)-(CH ₂) ₈ Ph	-OH
262	-CH ₂ CH ₂ -S(O)-(CH ₂) ₈ Ph	-OH

No.	R ¹⁵ (R ¹⁷ = H, unless otherwise indicated)	R ²²
263	-CH ₂ CH ₂ -S-(CH ₂) ₃ -4-Cl-Ph	-OH
264	-CH ₂ CH ₂ -S-(CH ₂) ₆ -4-Cl-Ph	-OH
265	-CH ₂ CH ₂ -SO ₂ -(CH ₂) ₉ CH ₃	-OH
421	-H	-NH-CH ₂ CH ₂ -NH-(CH ₂) ₉ CH ₃

5 Ph = phenyl

Table II



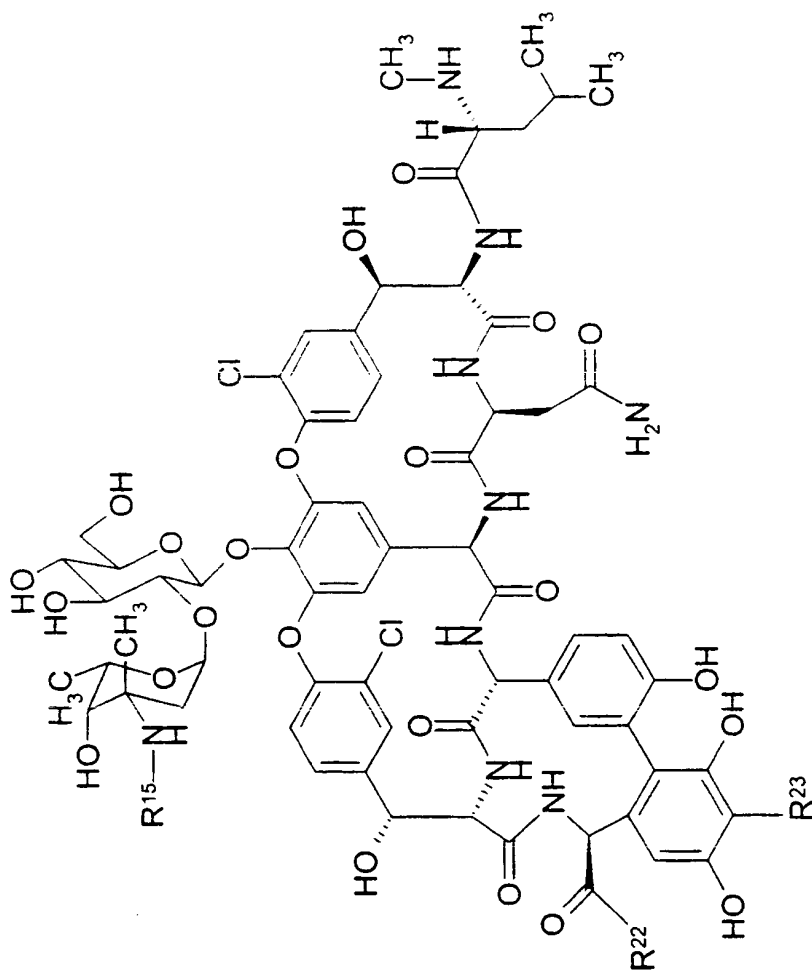
IV

No.	R ¹⁵ (R ¹⁷ = H, unless otherwise indicated)	R ²²	R ²⁷
266	-CH ₂ CH ₂ -NH-(CH ₂) ₉ CH ₃	-OH	-CH ₂ -[CH(OH)] ₅ CH ₂ OH
267	-CH ₂ CH ₂ -NH-(CH ₂) ₉ CH ₃	-OH	-CH ₂ CH(OH)CH ₂ OH
268	-CH ₂ CH ₂ -NH-(CH ₂) ₉ CH ₃	-OH	-CH ₂ CH ₂ NH ₂
269	-CH ₂ CH ₂ -NH-(CH ₂) ₉ CH ₃	-OH	-CH ₂ C(O)OCH ₂ CH ₃
270	-CH ₂ CH ₂ -NH-(CH ₂) ₉ CH ₃	-OH	-CH ₂ COOH
271	-CH ₂ CH ₂ -NH-(CH ₂) ₉ CH ₃ R ¹⁷ = -CH ₂ COOH	-OH	-CH ₂ COOH
272	-CH ₂ CH ₂ -NH-(CH ₂) ₉ CH ₃	-OH	-CH ₂ -2-pyridyl
273	-CH ₂ CH ₂ -NH-(CH ₂) ₈ CH ₃	-OH	-CH ₂ [CH(OH)] ₄ COOH
274	-H	-NHCH ₂ C(O)CH ₂ C(O)N(CH ₃) ₂	-H
275	-CH ₂ CH ₂ -NH-(CH ₂) ₉ CH ₃	-OH	-CH ₂ -3-HOOC-Ph
276	-CH ₂ CH ₂ -N(C(O)CH(NH ₂)- (CH ₂) ₄ NH ₂)-(CH ₂) ₉ CH ₃ (R isomer)	-OH	-C(O)CH(NH ₂)(CH ₂) ₄ NH ₂ (R isomer)
277	-CH ₂ CH ₂ -NH-(CH ₂) ₁₁ CH ₃	-OH	-CH ₂ COOH
278	-CH ₂ CH ₂ -N(C(O)Ph)-(CH ₂) ₉ CH ₃	-OH	-C(O)Ph

No.	R ¹⁵ (R ¹⁷ = H, unless otherwise indicated)	R ²²	R ²⁷
279	-CH ₂ CH ₂ -N(C(O)CH ₂ NHC(O)CH ₃)- (CH ₂) ₉ CH ₃	-OH	-C(O)CH ₂ NHC(O)CH ₃
280	-CH ₂ CH ₂ -S-(CH ₂) ₃ CH=CH(CH ₂) ₄ CH ₃ (<i>trans</i>)	-OH	-CH ₂ CH ₂ -S-(CH ₂) ₃ CH=CH(CH ₂) ₄ CH ₃ (<i>trans</i>)
281	-CH ₂ CH ₂ -NH-(CH ₂) ₉ CH ₃	-OH	-C(O)CH ₃

Ph = phenyl

Table III



v

No.	R ¹⁵	R ²²	R ²³
282	-CH ₂ CH ₂ -NH-(CH ₂) ₉ CH ₃	-OH	-CH ₂ -N-(N-CH ₃ -D-glucamine)
283	-CH ₂ CH ₂ -NH-CH ₂ -4-(4-Cl-Ph)Ph	-OH	-CH ₂ -N-(N-CH ₃ -D-glucamine)
284	-CH ₂ CH ₂ -NH-(CH ₂) ₈ CH(OH)CH ₃	-OH	-CH ₂ -N-(N-CH ₃ -D-glucamine)
285	-CH ₂ CH ₂ -NH-(CH ₂) ₉ CH ₃	N-(D-glucosamine)	-CH ₂ -N-(N-CH ₃ -D-glucamine)
286	-CH ₂ CH ₂ -NH-(CH ₂) ₉ CH ₃	-OH	-CH ₂ -N-(N-CH ₃ -D-glucamine)
287	-H	-OH	-CH ₂ -NH-CH ₂ CH ₂ -NH-(CH ₂) ₉ CH ₃
288	-CH ₂ CH ₂ -NH-CH ₂ -4-(4-Cl-Ph)Ph	-OH	-CH ₂ -N-(N-CH ₃ -D-glucamine)
289	-H	NH-(CH ₂) ₃ -N(CH ₃) ₂	-CH ₂ -NH-CH ₂ CH ₂ -NHC(O)-(CH ₂) ₃ COOH
290	-CH ₂ CH ₂ -NH-(CH ₂) ₉ CH ₃	-OH	-CH ₂ -NH-(CH ₂) ₉ CH ₃
291	-CH ₂ CH ₂ -NH-(CH ₂) ₉ CH ₃	-OH	-CH ₂ -NH-CH ₂ CH ₂ -COOH
292	-CH ₂ CH ₂ -NH-(CH ₂) ₉ CH ₃	-OH	-CH ₂ -NH-(CH ₂) ₅ -COOH
293	-CH ₂ CH ₂ -NH-(CH ₂) ₉ CH ₃	-OH	-CH ₂ -(morpholin-4-yl)
294	-CH ₂ CH ₂ -NH-(CH ₂) ₉ CH ₃	-OH	-CH ₂ -NH-CH ₂ CH ₂ -O-CH ₂ CH ₂ OH
295	-CH ₂ CH ₂ -NH-(CH ₂) ₉ CH ₃	-OH	-CH ₂ -NH-CH ₂ CH(OH)CH ₂ OH

5

10

15

No.	R ¹⁵	R ²²	R ²³
296	-CH ₂ CH ₂ -NH-(CH ₂) ₉ CH ₃	-OH	-CH ₂ -N[(CH ₂ CH ₂ OH)] ₂
297	-CH ₂ CH ₂ -NH-(CH ₂) ₉ CH ₃	-OH	-CH ₂ -NH-(CH ₂) ₃ -N(CH ₃) ₂
298	-CH ₂ CH ₂ -NH-(CH ₂) ₉ CH ₃	-OH	-CH ₂ -N[(CH ₂) ₃ -N(CH ₃) ₂] ₂
299	-CH ₂ CH ₂ -NH-(CH ₂) ₉ CH ₃	-OH	-CH ₂ -NH-(CH ₂) ₃ -(imidazol-1-yl)
300	-CH ₂ CH ₂ -NH-(CH ₂) ₉ CH ₃	-OH	-CH ₂ -NH-(CH ₂) ₃ -(morpholin-4-yl)
301	-CH ₂ CH ₂ -NH-(CH ₂) ₉ CH ₃	-OH	-CH ₂ -NH-(CH ₂) ₄ -NHC(NH)NH ₂
302	-CH ₂ CH ₂ -NH-SO ₂ -(CH ₂) ₇ CH ₃	-OH	-CH ₂ -N-(N-CH ₃ -D-glucamine)
303	-CH ₂ CH ₂ -NH-SO ₂ -(CH ₂) ₉ CH ₃	-OH	-CH ₂ -N-(N-CH ₃ -D-glucamine)
304	-CH ₂ CH ₂ -NH-(CH ₂) ₉ CH ₃	-NHCH(COOH)CH ₂ COOH	-CH ₂ -N-(N-CH ₃ -D-glucamine)
305	-CH ₂ CH ₂ -NH-(CH ₂) ₇ CH(OH)CH ₂ CH ₃	-OH	-3,5-di-HO-4-[-CH ₂ -N-(N-CH ₃ -D-glucamine)]Ph
306	-CH ₂ CH ₂ -NH-(CH ₂) ₁₀ OH	-OH	-CH ₂ -N-(N-CH ₃ -D-glucamine)
307	-CH ₂ CH ₂ -NH-SO ₂ -4-Ph-Ph	-OH	-CH ₂ -N-(N-CH ₃ -D-glucamine)
308	-CH ₂ CH ₂ -NH-(CH ₂) ₉ CH ₃	-OH	-CH ₂ -N-(N-CH ₃ -D-glucamine)
309	-CH ₂ CH ₂ -NH-(CH ₂) ₇ CH ₃	-OH	-CH ₂ -N-(N-CH ₃ -D-glucamine)

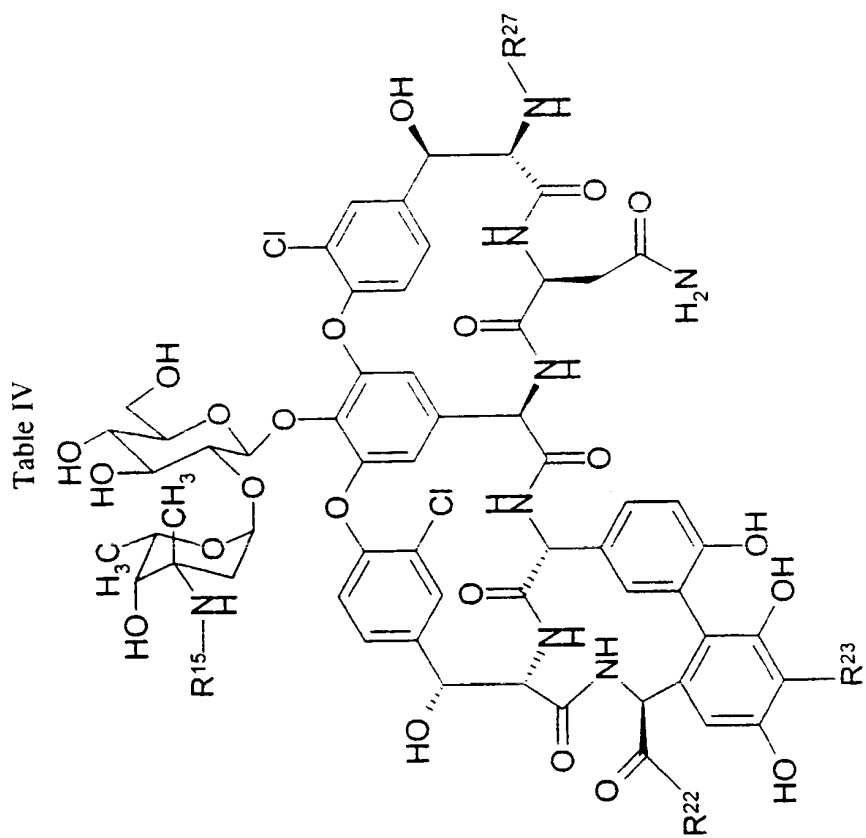
No.	R ¹⁵	R ²²	R ²³
310	-CH ₂ CH ₂ -NH-(CD ₂) ₉ CD ₃	-OH	-CH ₂ -N-(N-CH ₃ -D-glucamine)
311	-CH ₂ CH ₂ -S-(CH ₂) ₉ CH ₃	-OH	-CH ₂ -N-(N-CH ₃ -D-glucamine)
312	-CH ₂ CH ₂ -NH-(CH ₂) ₉ CH ₃	-OH	-CH ₂ -N-(2-amino-2-deoxygluconic acid)
313	-H	-OH	-CH ₂ -NH-CH ₂ CH ₂ -NH-(CH ₂) ₇ CH ₃
314	-CH ₂ CH ₂ -NH-(CH ₂) ₉ CH ₃	-OH	-CH ₂ -NHCH(COOH)CH ₂ COOH
315	-H	-OH	-CH ₂ -NH-CH ₂ CH ₂ -NHSO ₂ -(CH ₂) ₇ CH ₃
316	-H	-OH	-CH ₂ -NH-CH ₂ CH ₂ -NHSO ₂ -(CH ₂) ₉ CH ₃
317	-H	-OH	-CH ₂ -NH-CH ₂ CH ₂ -NHSO ₂ -(CH ₂) ₁₁ CH ₃
318	-H	-OH	-CH ₂ -NH-CH ₂ CH ₂ -NH-(CH ₂) ₇ CH ₃
319	-CH ₂ CH ₂ -SO-(CH ₂) ₉ CH ₃	-OH	-CH ₂ -N-(N-CH ₃ -D-glucamine)
320	-CH ₂ CH ₂ -NHSO ₂ -CH ₂ -4-(4-Cl-Ph)Ph	-OH	-CH ₂ -N-(N-CH ₃ -D-glucamine)
321	-CH ₂ CH ₂ -NH-CH ₂ CH=CH- CH=CH(CH ₂) ₄ CH ₃ (<i>trans, trans</i>)	-OH	-CH ₂ -N-(N-CH ₃ -D-glucamine)
322	-CH ₂ CH ₂ -NHSO ₂ -(CH ₂) ₉ CH ₃	-OH	-CH ₂ -NH-CH ₂ CH ₂ -O-CH ₂ CH ₂ OH
323	-CH ₂ CH ₂ CH ₂ -NHSO ₂ -CH ₂ -4-(4-Cl-Ph)Ph	-OH	-CH ₂ -N-(N-CH ₃ -D-glucamine)

No.	R ¹⁵	R ²²	R ²³
324	-CH ₂ CH ₂ -NH-CH ₂ -4-[(CH ₃) ₂ CHCH ₂ -]Ph	-OH	-CH ₂ -N-(N-CH ₃ -D-glucamine)
325	-CH ₂ CH ₂ -NH-CH ₂ -4-[(CH ₃) ₂ CHCH ₂ -]Ph	-OH	-CH ₂ -NH-CH ₂ CH ₂ -O-CH ₂ CH ₂ OH
326	-CH ₂ CH ₂ -NH-CH ₂ -4-[4-Cl-PhCH ₂ O-]Ph	-OH	-CH ₂ -N-(N-CH ₃ -D-glucamine)
327	-CH ₂ CH ₂ -NH-(CH ₂) ₉ CH ₃	-OH	-CH ₂ -NHCH ₂ CH ₂ C(O)-N-(D-glucosamine)
328	-CH ₂ CH ₂ -NH-(CH ₂) ₉ CH ₃	-OH	-CH ₂ -NH-CH ₂ CH ₂ -O-CH ₂ CH ₂ OH
329	-CH ₂ CH ₂ -NH-(CH ₂) ₉ CH ₃	-NHCH(COOH)CH ₂ COOH	-CH ₂ -NH-CH ₂ CH ₂ -O-CH ₂ CH ₂ OH
330	-CH ₂ CH ₂ -NH-(CH ₂) ₁₁ CH ₃	-OH	-CH ₂ -N-(N-CH ₃ -D-glucamine)
331	-CH ₂ CH ₂ CH ₂ -NH-CH ₂ -4-(4-CF ₃ -Ph)Ph	-OH	-CH ₂ -NH-CH ₂ CH ₂ -O-CH ₂ CH ₂ OH
332	-CH ₂ CH ₂ CH ₂ -NH-CH ₂ -4-(4-CF ₃ -Ph)Ph	-OH	-CH ₂ -N-(N-CH ₃ -D-glucamine)
333	-CH ₂ CH ₂ CH ₂ -NH-CH ₂ -4-(4-CF ₃ -Ph)Ph	-OH	-CH ₂ -NH-(CH ₂) ₃ -(imidazol-1-yl)
334	-CH ₂ CH ₂ -NHSO ₂ -(CH ₂) ₉ CH ₃	-OH	-CH ₂ -NH-(6-oxo-[1,3]oxazinan-3-yl)
335	-CH ₂ CH ₂ -NH-(CH ₂) ₈ CH ₃	-OH	-CH ₂ -N-(N-CH ₃ -D-glucamine)
336	-CH ₂ CH ₂ -NHSO ₂ -(CH ₂) ₉ CH ₃	-OH	-CH ₂ -NH-(CH ₂) ₃ -(imidazol-1-yl)
337	-H	-N-(D-glucosamine)	-CH ₂ -NH-CH ₂ CH ₂ -NHSO ₂ -(CH ₂) ₁₁ CH ₃

No.	R ¹⁵	R ²²	R ²³
338	-H	-OH	-CH ₂ -NH-CH ₂ CH ₂ -S-(CH ₂) ₇ CH ₃
339	-H	-OH	-CH ₂ -NH-CH ₂ CH ₂ -S-(CH ₂) ₈ CH ₃
340	-H	-OH	-CH ₂ -NH-CH ₂ CH ₂ -NHSO ₂ -(CH ₂) ₈ CH ₃
341	-H	-OH	-CH ₂ -NH-CH ₂ CH ₂ -S-(CH ₂) ₉ CH ₃
342	-H	-OH	-CH ₂ -NH-CH ₂ CH ₂ -NHSO ₂ -(CH ₂) ₇ CH ₃
343	-CH ₂ CH ₂ -NH-CH ₂ -4-(4-CF ₃ -Ph)Ph	-OH	-CH ₂ -N-(N-CH ₃ -D-glucamine)
344	-H	-OH	-CH ₂ -NH-CH ₂ CH ₂ -S-(CH ₂) ₁₁ CH ₃
345	-H	-OH	-CH ₂ -NH-CH ₂ CH ₂ -NHSO ₂ -(CH ₂) ₁₁ CH ₃
346	-H	-OH	-CH ₂ -NH-CH ₂ CH ₂ -S-(CH ₂) ₆ Ph
347	-H	-OH	-CH ₂ -NH-CH ₂ CH ₂ -S-(CH ₂) ₈ Ph
348	-H	-OH	-CH ₂ -NH-CH ₂ CH ₂ -S-(CH ₂) ₁₀ Ph
349	-H	-OH	-CH ₂ -NH-CH ₂ CH ₂ -S-CH ₂ -4-(4-CF ₃ -Ph)Ph
350	-CH ₂ CH ₂ -S-(CH ₂) ₈ Ph	-OH	-CH ₂ -N-(N-CH ₃ -D-glucamine)
351	-H	-OH	-CH ₂ -NH-CH ₂ CH ₂ -SO ₂ -(CH ₂) ₁₁ CH ₃

No.	R ¹⁵	R ²²	R ²³
352	-CH ₂ CH ₂ -S-(CH ₂) ₈ CH ₃	-OH	-CH ₂ -N-(N-CH ₃ -D-glucamine)

Ph = phenyl



No.	R ¹⁵ (R ²³ = H, unless otherwise indicated)	R ²²	R ²⁷
353	-CH ₂ CH ₂ -NH-(CH ₂) ₉ CH ₃	-OH	-H
354	-H	-OH	-CH ₂ CH ₂ -NH-(CH ₂) ₉ CH ₃
355	-CH ₂ CH ₂ -NH-(CH ₂) ₉ CH ₃	-OH	-CH ₂ CH ₂ -NH-(CH ₂) ₉ CH ₃
356	-CH ₂ CH ₂ -NH-(CH ₂) ₉ CH ₃ R ²³ = -CH ₂ -N-(N-CH ₃ -D-glucamine)	-OH	-H
357	-CH ₂ CH ₂ -NH-(CH ₂) ₉ CH ₃	-N-(D-glucosamine)	-H
358	-CH ₂ CH ₂ -NH-(CH ₂) ₉ CH ₃	-OH	-(CH ₂) ₃ CH(CH ₃) ₂
359	-CH ₂ CH ₂ -NH-(CH ₂) ₉ CH ₃	-OH	-C(O)CH ₂ CH ₂ CH(CH ₃) ₂
360	-CH ₂ CH ₂ -NH-(CH ₂) ₉ CH ₃	-OH	-C(O)CH(NH ₂)(CH ₂) ₄ NH ₂ (R isomer)
361	-CH ₂ CH ₂ -NH-(CH ₂) ₉ CH ₃	-OH	-C(O)CH(NH ₂)(CH ₂) ₄ NH ₂ (S isomer)
362	-CH ₂ CH ₂ -NH-(CH ₂) ₉ CH ₃	-OH	-C(O)CH(NH ₂)(CH ₂) ₂ COOH (R isomer)
363	-CH ₂ CH ₂ -NH-(CH ₂) ₉ CH ₃	-OH	-C(NH)NH ₂
364	-CH ₂ CH ₂ -NH-(CH ₂) ₉ CH ₃	-OH	-C(O)CH(NH ₂)CH ₂ -(imidazol-4-yl) (R isomer)
365	-CH ₂ CH ₂ -NH-(CH ₂) ₉ CH ₃	-OH	-C(O)CH(NH ₂)CH ₂ -COOH (R isomer)

No.	R ¹⁵ (R ²³ = H, unless otherwise indicated)	R ²²	R ²⁷
366	-CH ₂ CH ₂ -NH-(CH ₂) ₉ CH ₃	-OH	-C(O)CH(NH ₂)CH(CH ₃)CH ₂ CH ₃ (S isomer)
367	-CH ₃ CH ₂ -NH-(CH ₂) ₉ CH ₃	-OH	-C(O)NHCH ₂ CH(CH ₃) ₂
368	-CH ₂ CH ₂ -NH-(CH ₂) ₉ CH ₃	-OH	-C(NH)CH ₂ CH(CH ₃) ₂
369	-CH ₂ CH ₂ -NH-(CH ₂) ₉ CH ₃	-OH	-C(O)CH(NH ₂)CH ₂ -Ph (R isomer)
370	-CH ₂ CH ₂ -NH-(CH ₂) ₉ CH ₃	-OH	-C(O)CH ₂ NHCH ₃
371	-CH ₂ CH ₂ -NH-(CH ₂) ₉ CH ₃	-OH	-C(O)CH(NH ₂)CH ₂ -3-HO-Ph
372	-CH ₂ CH ₂ -NH-(CH ₂) ₉ CH ₃	-OH	-C(O)CH(NH ₂)CH ₂ -3-HO-Ph
373	-CH ₂ CH ₂ -NH-(CH ₂) ₉ CH ₃	-OH	-C(O)-2-[PhCH(CH ₃)NHC(O)-]Ph (R isomer)
374	-CH ₃ CH ₂ -NH-(CH ₂) ₉ CH ₃	-OH	-C(O)-[1-PhC(O)-2-oxoimidazolidin-5-yl] (S isomer)
375	-CH ₂ CH ₂ -NH-(CH ₂) ₉ CH ₃	-OH	-C(O)CH ₂ -(1-HO-cycloprop-1-yl)
376	-CH ₂ CH ₂ -NH-(CH ₂) ₉ CH ₃	-OH	-C(O)CH ₂ -(naphth-2-yl)
377	-CH ₂ CH ₂ -NH-(CH ₂) ₉ CH ₃	-OH	-C(O)(CH ₂) ₉ -OH
378	-CH ₂ CH ₂ -NH-(CH ₂) ₉ CH ₃	-OH	-C(O)-2,4-di-HO-Ph
379	-CH ₂ CH ₂ -NH-(CH ₂) ₉ CH ₃	-OH	-C(O)-2,6-di-HO-3-pyridyl

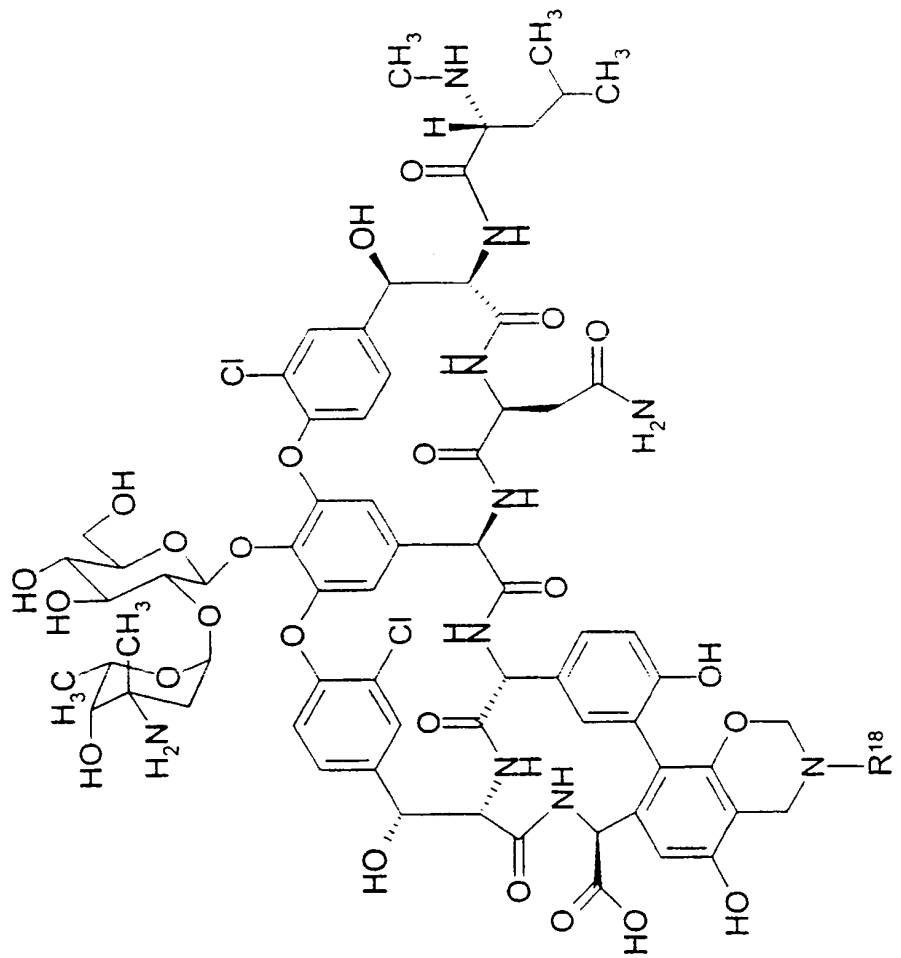
No.	R ¹⁵ (R ¹³ = H, unless otherwise indicated)	R ²²	R ²⁷
380	-CH ₂ CH ₂ -NH-(CH ₂) ₉ CH ₃	-OH	-C(O)CH ₂ -O-CH ₂ CH ₂ -O-CH ₂ CH ₂ OCH ₃
381	-CH ₂ CH ₂ -NH-(CH ₂) ₉ CH ₃	-OH	-C(O)CH ₂ CH(Ph) ₂
382	-CH ₂ CH ₂ -NH-(CH ₂) ₉ CH ₃	-OH	-C(O)CH ₂ -3-HO-Ph
383	-CH ₂ CH ₂ -NH-(CH ₂) ₉ CH ₃	-OH	-C(O)CH ₂ -NHC(O)-3-CH ₃ -Ph
384	-CH ₂ CH ₂ -NH-(CH ₂) ₉ CH ₃	-OH	-C(O)CH ₂ CH ₂ -O-Ph
385	-CH ₂ CH ₂ -NH-(CH ₂) ₉ CH ₃	-OH	-C(O)CH ₂ CH ₂ -3-pyridyl
386	-CH ₂ CH ₂ -NH-(CH ₂) ₉ CH ₃	-OH	-C(O)CH ₂ CH ₂ CH ₂ -4-CH ₃ O-Ph
387	-CH ₂ CH ₂ -NH-(CH ₂) ₉ CH ₃	-OH	-C(O)-(3H-benzotriazol-5-yl)
388	-CH ₂ CH ₂ -NH-(CH ₂) ₉ CH ₃	-OH	-C(O)-[1-(CH ₃) ₃ COC(O)-pyrrolidin-2-yl] (S isomer)
389	-CH ₂ CH ₂ -NH-(CH ₂) ₉ CH ₃	-OH	-C(O)CH ₂ CH ₂ CH ₂ -cyclohexyl
390	-CH ₂ CH ₂ -NH-(CH ₂) ₉ CH ₃	-OH	-C(O)-(1H-indol-2-yl)
391	-CH ₂ CH ₂ -NH-(CH ₂) ₉ CH ₃	-OH	-C(O)CH ₂ NHC(O)-furan-2-yl
392	-CH ₂ CH ₂ -NH-(CH ₂) ₉ CH ₃	-OH	-C(O)CH(NHC(O)CH ₃)CH ₂ -4-HO-Ph (S isomer)
393	-CH ₂ CH ₂ -NH-(CH ₂) ₉ CH ₃	-OH	-C(O)CH ₂ NHC(O)CH=CH-furan-2-yl (<i>trans</i>)

No.	R ¹⁵ (R ²³ = H, unless otherwise indicated)	R ²²	R ²⁷
394	-CH ₂ CH ₂ -NH-(CH ₂) ₉ CH ₃	-OH	-C(O)-(1-CH ₃ CH ₂ -7-CH ₃ -4-oxo-1,4-dihydro[1,8]naphthyridin-3-yl)
395	-CH ₂ CH ₂ -NH-(CH ₂) ₉ CH ₃	-OH	-C(O)-2,3,4,5,6-penta-F-Ph
396	-CH ₂ CH ₂ -NH-(CH ₂) ₉ CH ₃	-OH	-C(O)-(1,3-benzodioxol-5-yl)
397	-CH ₂ CH ₂ -NH-(CH ₂) ₉ CH ₃	-OH	-C(O)CH ₂ -(4-oxo-2-thioxothiazolidin-3-yl)
398	-CH ₂ CH ₂ -NH-(CH ₂) ₉ CH ₃	-OH	-C(O)-(3,4,5-tri-HO-cyclohex-1-enyl)
399	-CH ₂ CH ₂ -NH-(CH ₂) ₉ CH ₃	-OH	-C(O)CH ₂ CH ₂ C(O)NH ₂
400	-CH ₂ CH ₂ -NH-(CH ₂) ₉ CH ₃	-OH	-C(O)CH ₂ -(5-CH ₃ -2,4-dioxo-3,4-dihydropyrimidin-1-yl)
401	-CH ₂ CH ₂ -NH-(CH ₂) ₉ CH ₃	-OH	-C(O)CH(NH ₂)CH(CH ₃) ₂ (R isomer)
402	-CH ₂ CH ₂ -NH-(CH ₂) ₉ CH ₃	-OH	-C(O)CH(NH ₂)CH ₂ C(O)-(2-H ₂ N-Ph)
403	-CH ₂ CH ₂ -NH-(CH ₂) ₉ CH ₃	-OH	-C(O)CH ₂ -NH ₂
404	-CH ₂ CH ₂ -NH-(CH ₂) ₉ CH ₃	-OH	-C(O)CH(NHCH ₃)CH ₂ CH(CH ₃) ₂ (S isomer)
405	-CH ₂ CH ₂ -NH-(CH ₂) ₉ CH ₃	-OH	-C(O)CH(NH ₂)CH ₂ CH(CH ₃) ₂ (S isomer)

Ph = phenyl

VIIa

Table V



No.	R ¹⁸
406	-CH ₂ CH ₂ -NHSO ₂ -(CH ₂) ₇ CH ₃
407	-CH ₂ CH ₂ -NHSO ₂ -(CH ₂) ₉ CH ₃
408	-CH ₂ CH ₂ -NHSO ₂ -(CH ₂) ₁₁ CH ₃
409	-CH ₂ CH ₂ -S-(CH ₂) ₇ CH ₃ CH ₂
410	-CH ₂ CH ₂ -S-(CH ₂) ₈ CH ₃
411	-CH ₂ CH ₂ CH ₂ -NHSO ₂ -(CH ₂) ₉ CH ₃
412	-CH ₂ CH ₂ -S-(CH ₂) ₆ CH ₃
413	-CH ₂ CH ₂ CH ₂ -NHSO ₂ -(CH ₂) ₇ CH ₃
414	-CH ₂ CH ₂ -S-(CH ₂) ₁₁ CH ₃
415	-CH ₂ CH ₂ -S-(CH ₂) ₆ Ph
416	-CH ₂ CH ₂ -S-(CH ₂) ₈ Ph
417	-CH ₂ CH ₂ -S-(CH ₂) ₁₀ Ph
418	-CH ₂ CH ₂ -S-CH ₂ -4-(CF ₃ -Ph)-Ph

Ph = phenyl

--60--

DETAILED DESCRIPTION OF THE INVENTION

This invention relates to novel derivatives of glycopeptide antibiotics and to pharmaceutical compositions and methods employing such glycopeptide derivatives. When describing the compounds, compositions and methods of this invention, the following terms have the following meanings, unless otherwise indicated.

Definitions

The term "alkyl" refers to a monoradical branched or unbranched saturated hydrocarbon chain preferably having from 1 to 40 carbon atoms, more preferably 1 to 10 carbon atoms, and even more preferably 1 to 6 carbon atoms. This term is exemplified by groups such as methyl, ethyl, *n*-propyl, *iso*-propyl, *n*-butyl, *iso*-butyl, *n*-hexyl, *n*-decyl, tetradecyl, and the like.

The term "substituted alkyl" refers to an alkyl group as defined above, having from 1 to 8 substituents, preferably 1 to 5 substituents, and more preferably 1 to 3 substituents, selected from the group consisting of alkoxy, substituted alkoxy, cycloalkyl, substituted cycloalkyl, cycloalkenyl, substituted cycloalkenyl, acyl, acylamino, acyloxy, amino, substituted amino, aminoacyl, aminoacyloxy, oxyaminoacyl, azido, cyano, halogen, hydroxyl, keto, thioketo, carboxyl, carboxylalkyl, thioaryloxy, thioheteroaryloxy, thioheterocycloxy, thiol, thioalkoxy, substituted thioalkoxy, aryl, aryloxy, heteroaryl, heteroaryloxy, heterocyclic, heterocycloxy, hydroxyamino, alkoxyamino, nitro, -SO-alkyl, -SO-substituted alkyl, -SO-aryl, -SO-heteroaryl, -SO₂-alkyl, -SO₂-substituted alkyl, -SO₂-aryl and -SO₂-heteroaryl.

The term "alkylene" refers to a diradical of a branched or unbranched saturated hydrocarbon chain, preferably having from 1 to 40 carbon atoms.

--61--

preferably 1-10 carbon atoms, more preferably 1-6 carbon atoms. This term is exemplified by groups such as methylene (-CH₂-), ethylene (-CH₂CH₂-), the propylene isomers (e.g., -CH₂CH₂CH₂- and -CH(CH₃)CH₂-) and the like.

The term "substituted alkylene" refers to an alkylene group, as defined
5 above, having from 1 to 5 substituents, and preferably 1 to 3 substituents, selected from the group consisting of alkoxy, substituted alkoxy, cycloalkyl, substituted cycloalkyl, cycloalkenyl, substituted cycloalkenyl, acyl, acylamino, acyloxy, amino, substituted amino, aminoacyl, aminoacyloxy, oxyaminoacyl, azido, cyano, halogen, hydroxyl, carboxyl, carboxylalkyl, thioaryloxy, thioheteroaryloxy,
10 thioheterocycloxy, thiol, thioalkoxy, substituted thioalkoxy, aryl, aryloxy, heteroaryl, heteroaryloxy, heterocyclic, heterocycloxy, hydroxyamino, alkoxyamino, nitro, -SO-alkyl, -SO-substituted alkyl, -SO-aryl, -SO-heteroaryl, -SO₂-alkyl, -SO₂-substituted alkyl, -SO₂-aryl and -SO₂-heteroaryl. Additionally, such substituted alkylene groups include those where 2 substituents on the alkylene
15 group are fused to form one or more cycloalkyl, substituted cycloalkyl, cycloalkenyl, substituted cycloalkenyl, aryl, heterocyclic or heteroaryl groups fused to the alkylene group. Preferably such fused groups contain from 1 to 3 fused ring structures. Additionally, the term substituted alkylene includes alkylene groups in which from 1 to 5 of the alkylene carbon atoms are replaced with
20 oxygen, sulfur or -NR- where R is hydrogen or alkyl. Examples of substituted alkylenes are chloromethylene (-CH(Cl)-), aminoethylene (-CH(NH₂)CH₂-), 2-carboxypropylene isomers (-CH₂CH(CO₂H)CH₂-), ethoxyethyl (-CH₂CH₂ O-CH₂CH₂-) and the like.

The term "alkaryl" refers to the groups -alkylene-aryl and -substituted
25 alkylene-aryl where alkylene, substituted alkylene and aryl are defined herein. Such alkaryl groups are exemplified by benzyl, phenethyl and the like.

--62--

The term "alkoxy" refers to the groups alkyl-O-, alkenyl-O-, cycloalkyl-O-, cycloalkenyl-O-, and alkynyl-O-, where alkyl, alkenyl, cycloalkyl, cycloalkenyl, and alkynyl are as defined herein. Preferred alkoxy groups are alkyl-O- and include, by way of example, methoxy, ethoxy, *n*-propoxy, *iso*-propoxy, *n*-butoxy, *tert*-butoxy, *sec*-butoxy, *n*-pentoxy, *n*-hexoxy, 1,2-dimethylbutoxy, and the like.

The term "substituted alkoxy" refers to the groups substituted alkyl-O-, substituted alkenyl-O-, substituted cycloalkyl-O-, substituted cycloalkenyl-O-, and substituted alkynyl-O- where substituted alkyl, substituted alkenyl, substituted cycloalkyl, substituted cycloalkenyl and substituted alkynyl are as defined herein.

The term "alkylalkoxy" refers to the groups -alkylene-O-alkyl, alkylene-O-substituted alkyl, substituted alkylene-O-alkyl and substituted alkylene-O-substituted alkyl wherein alkyl, substituted alkyl, alkylene and substituted alkylene are as defined herein. Preferred alkylalkoxy groups are alkylene-O-alkyl and include, by way of example, methylenemethoxy (-CH₂OCH₃), ethylenemethoxy (-CH₂CH₂OCH₃), *n*-propylene-*iso*-propoxy (-CH₂CH₂CH₂OCH(CH₃)₂), methylene-*t*-butoxy (-CH₂-O-C(CH₃)₃) and the like.

The term "alkylthioalkoxy" refers to the group -alkylene-S-alkyl, alkylene-S-substituted alkyl, substituted alkylene-S-alkyl and substituted alkylene-S-substituted alkyl wherein alkyl, substituted alkyl, alkylene and substituted alkylene are as defined herein. Preferred alkylthioalkoxy groups are alkylene-S-alkyl and include, by way of example, methylenethiomethoxy (-CH₂SCH₃), ethylenethiomethoxy (-CH₂CH₂SCH₃), *n*-propylene-*iso*-thiopropoxy (-CH₂CH₂CH₂SCH(CH₃)₂), methylene-*t*-thiobutoxy (-CH₂SC(CH₃)₃) and the like.

25

--63--

The term "alkenyl" refers to a monoradical of a branched or unbranched unsaturated hydrocarbon group preferably having from 2 to 40 carbon atoms, more preferably 2 to 10 carbon atoms and even more preferably 2 to 6 carbon atoms and having at least 1 and preferably from 1-6 sites of vinyl unsaturation. Preferred
5 alkenyl groups include ethenyl ($-\text{CH}=\text{CH}_2$), *n*-propenyl ($-\text{CH}_2\text{CH}=\text{CH}_2$), *iso*-propenyl ($-\text{C}(\text{CH}_3)=\text{CH}_2$), and the like.

The term "substituted alkenyl" refers to an alkenyl group as defined above having from 1 to 5 substituents, and preferably 1 to 3 substituents, selected from the group consisting of alkoxy, substituted alkoxy, cycloalkyl, substituted
10 cycloalkyl, cycloalkenyl, substituted cycloalkenyl, acyl, acylamino, acyloxy, amino, substituted amino, aminoacyl, aminoacyloxy, oxyaminoacyl, azido, cyano, halogen, hydroxyl, keto, thioketo, carboxyl, carboxylalkyl, thioaryloxy, thioheteroaryloxy, thioheterocycloxy, thiol, thioalkoxy, substituted thioalkoxy, aryl, aryloxy, heteroaryl, heteroaryloxy, heterocyclic, heterocycloxy,
15 hydroxyamino, alkoxyamino, nitro, -SO-alkyl, -SO-substituted alkyl, -SO-aryl, -SO-heteroaryl, -SO₂-alkyl, -SO₂-substituted alkyl, -SO₂-aryl and -SO₂-heteroaryl.

The term "alkenylene" refers to a diradical of a branched or unbranched unsaturated hydrocarbon group preferably having from 2 to 40 carbon atoms, more preferably 2 to 10 carbon atoms and even more preferably 2 to 6 carbon atoms and
20 having at least 1 and preferably from 1-6 sites of vinyl unsaturation. This term is exemplified by groups such as ethenylene ($-\text{CH}=\text{CH}-$), the propenylene isomers (e.g., $-\text{CH}_2\text{CH}=\text{CH}-$ and $-\text{C}(\text{CH}_3)=\text{CH}-$) and the like.

The term "substituted alkenylene" refers to an alkenylene group as defined above having from 1 to 5 substituents, and preferably from 1 to 3 substituents,
25 selected from the group consisting of alkoxy, substituted alkoxy, cycloalkyl, substituted cycloalkyl, cycloalkenyl, substituted cycloalkenyl, acyl, acylamino,

--64--

acyloxy, amino, substituted amino, aminoacyl, aminoacyloxy, oxyaminoacyl, azido, cyano, halogen, hydroxyl, carboxyl, carboxylalkyl, thioaryloxy, thioheteroaryloxy, thioheterocycloxy, thiol, thioalkoxy, substituted thioalkoxy, aryl, aryloxy, heteroaryl, heteroaryloxy, heterocyclic, heterocycloxy, hydroxyamino, alkoxyamino, nitro, -SO-alkyl, -SO-substituted alkyl, -SO-aryl, -SO-heteroaryl, -SO₂-alkyl, -SO₂-substituted alkyl, -SO₂-aryl and -SO₂-heteroaryl. Additionally, such substituted alkenylene groups include those where 2 substituents on the alkenylene group are fused to form one or more cycloalkyl, substituted cycloalkyl, cycloalkenyl, substituted cycloalkenyl, aryl, heterocyclic or heteroaryl groups fused to the alkenylene group.

The term "alkynyl" refers to a monoradical of an unsaturated hydrocarbon preferably having from 2 to 40 carbon atoms, more preferably 2 to 20 carbon atoms and even more preferably 2 to 6 carbon atoms and having at least 1 and preferably from 1-6 sites of acetylene (triple bond) unsaturation. Preferred alkynyl groups include ethynyl ($-C\equiv CH$), propargyl ($-CH_2C\equiv CH$) and the like.

The term "substituted alkynyl" refers to an alkynyl group as defined above having from 1 to 5 substituents, and preferably 1 to 3 substituents, selected from the group consisting of alkoxy, substituted alkoxy, cycloalkyl, substituted cycloalkyl, cycloalkenyl, substituted cycloalkenyl, acyl, acylamino, acyloxy, amino, substituted amino, aminoacyl, aminoacyloxy, oxyaminoacyl, azido, cyano, halogen, hydroxyl, carboxyl, carboxylalkyl, thioaryloxy, thioheteroaryloxy, thioheterocycloxy, thiol, thioalkoxy, substituted thioalkoxy, aryl, aryloxy, heteroaryl, heteroaryloxy, heterocyclic, heterocycloxy, hydroxyamino, alkoxyamino, nitro, -SO-alkyl, -SO-substituted alkyl, -SO-aryl, -SO-heteroaryl, -SO₂-alkyl, -SO₂-substituted alkyl, -SO₂-aryl and -SO₂-heteroaryl.

--65--

The term "alkynylene" refers to a diradical of an unsaturated hydrocarbon preferably having from 2 to 40 carbon atoms, more preferably 2 to 10 carbon atoms and even more preferably 2 to 6 carbon atoms and having at least 1 and preferably from 1-6 sites of acetylene (triple bond) unsaturation. Preferred
5 alkynylene groups include ethynylene ($-C\equiv C-$), propargylene ($-CH_2C\equiv C-$) and the like.

The term "substituted alkynylene" refers to an alkynylene group as defined above having from 1 to 5 substituents, and preferably 1 to 3 substituents, selected from the group consisting of alkoxy, substituted alkoxy, cycloalkyl, substituted
10 cycloalkyl, cycloalkenyl, substituted cycloalkenyl, acyl, acylamino, acyloxy, amino, substituted amino, aminoacyl, aminoacyloxy, oxyaminoacyl, azido, cyano, halogen, hydroxyl, keto, thioketo, carboxyl, carboxylalkyl, thioaryloxy, thioheteroaryloxy, thioheterocycloxy, thiol, thioalkoxy, substituted thioalkoxy, aryl, aryloxy, heteroaryl, heteroaryloxy, heterocyclic, heterocycloxy,
15 hydroxyamino, alkoxyamino, nitro, -SO-alkyl, -SO-substituted alkyl, -SO-aryl, -SO-heteroaryl, -SO₂-alkyl, -SO₂-substituted alkyl, -SO₂-aryl and -SO₂-heteroaryl

The term "acyl" refers to the groups HC(O)-, alkyl-C(O)-, substituted alkyl-C(O)-, cycloalkyl-C(O)-, substituted cycloalkyl-C(O)-, cycloalkenyl-C(O)-, substituted cycloalkenyl-C(O)-, aryl-C(O)-, heteroaryl-C(O)- and heterocyclic-
20 C(O)- where alkyl, substituted alkyl, cycloalkyl, substituted cycloalkyl, cycloalkenyl, substituted cycloalkenyl, aryl, heteroaryl and heterocyclic are as defined herein.

The term "acylamino" or "aminocarbonyl" refers to the group $-C(O)NRR$ where each R is independently hydrogen, alkyl, substituted alkyl, aryl, heteroaryl,
25 heterocyclic or where both R groups are joined to form a heterocyclic group (e.g.,

--66--

morpholino) wherein alkyl, substituted alkyl, aryl, heteroaryl and heterocyclic are as defined herein.

The term "aminoacyl" refers to the group $-NRC(O)R$ where each R is independently hydrogen, alkyl, substituted alkyl, aryl, heteroaryl, or heterocyclic wherein alkyl, substituted alkyl, aryl, heteroaryl and heterocyclic are as defined
5 herein.

The term "aminoacyloxy" or "alkoxycarbonylamino" refers to the group $-NRC(O)OR$ where each R is independently hydrogen, alkyl, substituted alkyl, aryl, heteroaryl, or heterocyclic wherein alkyl, substituted alkyl, aryl, heteroaryl
10 and heterocyclic are as defined herein.

The term "acyloxy" refers to the groups alkyl-C(O)O-, substituted alkyl-C(O)O-, cycloalkyl-C(O)O-, substituted cycloalkyl-C(O)O-, aryl-C(O)O-, heteroaryl-C(O)O-, and heterocyclic-C(O)O- wherein alkyl, substituted alkyl, cycloalkyl, substituted cycloalkyl, aryl, heteroaryl, and heterocyclic are as defined
15 herein.

The term "aryl" refers to an unsaturated aromatic carbocyclic group of from 6 to 20 carbon atoms having a single ring (e.g., phenyl) or multiple condensed (fused) rings (e.g., naphthyl or anthryl). Preferred aryls include phenyl, naphthyl and the like.

20 Unless otherwise constrained by the definition for the aryl substituent, such aryl groups can optionally be substituted with from 1 to 5 substituents, preferably 1 to 3 substituents, selected from the group consisting of acyloxy, hydroxy, thiol, acyl, alkyl, alkoxy, alkenyl, alkynyl, cycloalkyl, cycloalkenyl, substituted alkyl, substituted alkoxy, substituted alkenyl, substituted alkynyl, substituted cycloalkyl,

--67--

substituted cycloalkenyl, amino, substituted amino, aminoacyl, acylamino, alkaryl,
aryl, aryloxy, azido, carboxyl, carboxylalkyl, cyano, halo, nitro, heteroaryl,
heteroaryloxy, heterocyclic, heterocyclooxy, aminoacyloxy, oxyacylamino,
sulfonamide, thioalkoxy, substituted thioalkoxy, thioaryloxy, thioheteroaryloxy,
5 -SO-alkyl, -SO-substituted alkyl, -SO-aryl, -SO-heteroaryl, -SO₂-alkyl, -SO₂-
substituted alkyl, -SO₂-aryl, -SO₂-heteroaryl and trihalomethyl. Preferred aryl
substituents include alkyl, alkoxy, halo, cyano, nitro, trihalomethyl, and
thioalkoxy.

The term "aryloxy" refers to the group aryl-O- wherein the aryl group is as
10 defined above including optionally substituted aryl groups as also defined above.

The term "arylene" refers to the diradical derived from aryl (including
substituted aryl) as defined above and is exemplified by 1,2-phenylene, 1,3-
phenylene, 1,4-phenylene, 1,2-naphthylene and the like.

The term "amino" refers to the group -NH₂.

15 The term "substituted amino" refers to the group -NRR where each R is
independently selected from the group consisting of hydrogen, alkyl, substituted
alkyl, cycloalkyl, substituted cycloalkyl, alkenyl, substituted alkenyl,
cycloalkenyl, substituted cycloalkenyl, alkynyl, substituted alkynyl, aryl,
heteroaryl and heterocyclic provided that both R's are not hydrogen.

20 "Amino acid" refers to any of the naturally occurring amino acids, as well
as synthetic analogs and derivatives thereof. α -Amino acids comprise a carbon
atom to which is bonded an amino group, a carboxy group, a hydrogen atom, and
a distinctive group referred to as a "side chain". The side chains of naturally
occurring amino acids are well known in the art and include, for example,

--68--

hydrogen (e.g., as in glycine), alkyl (e.g., as in alanine, valine, leucine, isoleucine, proline), substituted alkyl (e.g., as in threonine, serine, methionine, cysteine, aspartic acid, asparagine, glutamic acid, glutamine, arginine, and lysine), alkaryl (e.g., as in phenylalanine and tryptophan), substituted arylalkyl (e.g., as in tyrosine), and heteroarylalkyl (e.g., as in histidine).

The term "carboxyalkyl" or "alkoxycarbonyl" refers to the groups "-C(O)O-alkyl", "-C(O)O-substituted alkyl", "-C(O)O-cycloalkyl", "-C(O)O-substituted cycloalkyl", "-C(O)O-alkenyl", "-C(O)O-substituted alkenyl", "-C(O)O-alkynyl" and "-C(O)O-substituted alkynyl" where alkyl, substituted alkyl, cycloalkyl, substituted cycloalkyl, alkenyl, substituted alkenyl, alkynyl and substituted alkynyl are as defined herein.

The term "cycloalkyl" refers to cyclic alkyl groups of from 3 to 20 carbon atoms having a single cyclic ring or multiple condensed rings. Such cycloalkyl groups include, by way of example, single ring structures such as cyclopropyl, cyclobutyl, cyclopentyl, cyclooctyl, and the like, or multiple ring structures such as adamantanyl, and the like.

The term "substituted cycloalkyl" refers to cycloalkyl groups having from 1 to 5 substituents, and preferably 1 to 3 substituents, selected from the group consisting of alkoxy, substituted alkoxy, cycloalkyl, substituted cycloalkyl, cycloalkenyl, substituted cycloalkenyl, acyl, acylamino, acyloxy, amino, substituted amino, aminoacyl, aminoacyloxy, oxyaminoacyl, azido, cyano, halogen, hydroxyl, keto, thioketo, carboxyl, carboxylalkyl, thioaryloxy, thioheteroaryloxy, thioheterocycloxy, thiol, thioalkoxy, substituted thioalkoxy, aryl, aryloxy, heteroaryl, heteroaryloxy, heterocyclic, heterocycloxy, hydroxyamino, alkoxyamino, nitro, -SO-alkyl, -SO-substituted alkyl, -SO-aryl, -SO-heteroaryl, -SO₂-alkyl, -SO₂-substituted alkyl, -SO₂-aryl and -SO₂-heteroaryl.

--69--

The term "cycloalkenyl" refers to cyclic alkenyl groups of from 4 to 20 carbon atoms having a single cyclic ring and at least one point of internal unsaturation. Examples of suitable cycloalkenyl groups include, for instance, cyclobut-2-enyl, cyclopent-3-enyl, cyclooct-3-enyl and the like.

5 The term "substituted cycloalkenyl" refers to cycloalkenyl groups having from 1 to 5 substituents, and preferably 1 to 3 substituents, selected from the group consisting of alkoxy, substituted alkoxy, cycloalkyl, substituted cycloalkyl, cycloalkenyl, substituted cycloalkenyl, acyl, acylamino, acyloxy, amino, substituted amino, aminoacyl, aminoacyloxy, oxyaminoacyl, azido, cyano, 10 halogen, hydroxyl, keto, thioketo, carboxyl, carboxylalkyl, thioaryloxy, thioheteroaryloxy, thioheterocycloxy, thiol, thioalkoxy, substituted thioalkoxy, aryl, aryloxy, heteroaryl, heteroaryloxy, heterocyclic, heterocycloxy, hydroxyamino, alkoxyamino, nitro, -SO-alkyl, -SO-substituted alkyl, -SO-aryl, -SO-heteroaryl, -SO₂-alkyl, -SO₂-substituted alkyl, -SO₂-aryl and -SO₂-heteroaryl.

15 The term "halo" or "halogen" refers to fluoro, chloro, bromo and iodo.

"Haloalkyl" refers to alkyl as defined herein substituted by 1-4 halo groups as defined herein, which may be the same or different. Representative haloalkyl groups include, by way of example, trifluoromethyl, 3-fluorododecyl, 12,12,12-trifluorododecyl, 2-bromooctyl, 3-bromo-6-chloroheptyl, and the like.

20 The term "heteroaryl" refers to an aromatic group of from 1 to 15 carbon atoms and 1 to 4 heteroatoms selected from oxygen, nitrogen and sulfur within at least one ring (if there is more than one ring).

--70--

Unless otherwise constrained by the definition for the heteroaryl substituent, such heteroaryl groups can be optionally substituted with 1 to 5 substituents, preferably 1 to 3 substituents, selected from the group consisting of acyloxy, hydroxy, thiol, acyl, alkyl, alkoxy, alkenyl, alkynyl, cycloalkyl, cycloalkenyl, substituted alkyl, substituted alkoxy, substituted alkenyl, substituted alkynyl, substituted cycloalkyl, substituted cycloalkenyl, amino, substituted amino, aminoacyl, acylamino, alkaryl, aryl, aryloxy, azido, carboxyl, carboxylalkyl, cyano, halo, nitro, heteroaryl, heteroaryloxy, heterocyclic, heterocycloxy, aminoacyloxy, oxyacylamino, thioalkoxy, substituted thioalkoxy, thioaryloxy, thioheteroaryloxy, -SO-alkyl, -SO-substituted alkyl, -SO-aryl, -SO-heteroaryl, -SO₂-alkyl, -SO₂-substituted alkyl, -SO₂-aryl, -SO₂-heteroaryl and trihalomethyl. Preferred aryl substituents include alkyl, alkoxy, halo, cyano, nitro, trihalomethyl, and thioalkoxy. Such heteroaryl groups can have a single ring (e.g., pyridyl or furyl) or multiple condensed rings (e.g., indolizinyll or benzothienyl). Preferred heteroaryls include pyridyl, pyrrolyl and furyl.

"Heteroarylalkyl" refers to (heteroaryl)alkyl- where heteroaryl and alkyl are as defined herein. Representative examples include 2-pyridylmethyl and the like.

The term "heteroaryloxy" refers to the group heteroaryl-O-.

The term "heteroarylene" refers to the diradical group derived from heteroaryl (including substituted heteroaryl), as defined above, and is exemplified by the groups 2,6-pyridylene, 2,4-pyridylene, 1,2-quinolinyllene, 1,8-quinolinyllene, 1,4-benzofuranyllene, 2,5-pyridinyllene, 2,5-indolenyl and the like.

The term "heterocycle" or "heterocyclic" refers to a monoradical saturated or unsaturated group having a single ring or multiple condensed rings, from 1 to 40

--71--

carbon atoms and from 1 to 10 hetero atoms, preferably 1 to 4 heteroatoms, selected from nitrogen, sulfur, phosphorus, and/or oxygen within the ring.

Unless otherwise constrained by the definition for the heterocyclic substituent, such heterocyclic groups can be optionally substituted with 1 to 5, and preferably 1 to 3 substituents, selected from the group consisting of alkoxy, substituted alkoxy, cycloalkyl, substituted cycloalkyl, cycloalkenyl, substituted cycloalkenyl, acyl, acylamino, acyloxy, amino, substituted amino, aminoacyl, aminoacyloxy, oxyaminoacyl, azido, cyano, halogen, hydroxyl, keto, thioketo, carboxyl, carboxylalkyl, thioaryloxy, thioheteroaryloxy, thioheterocycloxy, thiol, thioalkoxy, substituted thioalkoxy, aryl, aryloxy, heteroaryl, heteroaryloxy, heterocyclic, heterocycloxy, hydroxyamino, alkoxyamino, nitro, -SO-alkyl, -SO-substituted alkyl, -SO-aryl, -SO-heteroaryl, -SO₂-alkyl, -SO₂-substituted alkyl, -SO₂-aryl and -SO₂-heteroaryl. Such heterocyclic groups can have a single ring or multiple condensed rings. Preferred heterocyclics include morpholino, piperidinyl, and the like.

Examples of nitrogen heterocycles and heteroaryls include, but are not limited to, pyrrole, imidazole, pyrazole, pyridine, pyrazine, pyrimidine, pyridazine, indolizine, isoindole, indole, indazole, purine, quinolizine, isoquinoline, quinoline, phthalazine, naphthylpyridine, quinoxaline, quinazoline, cinnoline, pteridine, carbazole, carboline, phenanthridine, acridine, phenanthroline, isothiazole, phenazine, isoxazole, phenoxazine, phenothiazine, imidazolidine, imidazoline, piperidine, piperazine, indoline, morpholino, piperidinyl, tetrahydrofuranyl, and the like as well as N-alkoxy-nitrogen containing heterocycles.

Another class of heterocyclics is known as "crown compounds" which refers to a specific class of heterocyclic compounds having one or more repeating

--72--

units of the formula $[-(\text{CH}_2)_a\text{A}-]$ where a is equal to or greater than 2, and A at each separate occurrence can be O, N, S or P. Examples of crown compounds include, by way of example only, $[-(\text{CH}_2)_3\text{-NH-}]_3$, $[-((\text{CH}_2)_2\text{-O})_4-((\text{CH}_2)_2\text{-NH})_2]$ and the like. Typically such crown compounds can have from 4 to 10 heteroatoms and
5 8 to 40 carbon atoms.

The term "heterocyclooxy" refers to the group heterocyclic-O-.

The term "thioheterocyclooxy" refers to the group heterocyclic-S-.

The term "heterocyclene" refers to the diradical group formed from a
10 heterocycle, as defined herein, and is exemplified by the groups 2,6-morpholino, 2,5-morpholino and the like.

The term "oxyacylamino" or "aminocarbonyloxy" refers to the group
-OC(O)NRR where each R is independently hydrogen, alkyl, substituted alkyl,
aryl, heteroaryl, or heterocyclic wherein alkyl, substituted alkyl, aryl, heteroaryl
15 and heterocyclic are as defined herein.

The term "saccharide group" refers to an oxidized, reduced or substituted
saccharide monoradical covalently attached to the glycopeptide or other compound
via any atom of the saccharide moiety, preferably via the aglycone carbon atom.
Representative saccharides include, by way of illustration, hexoses such as D-
20 glucose, D-mannose, D-xylose, D-galactose, vancosamine, 3-desmethyl-
vancosamine, 3-epi-vancosamine, 4-epi-vancosamine, acosamine, actinosamine,
daunosamine, 3-epi-daunosamine, ristosamine, N-methyl-D-glucamine, D-
glucuronic acid, N-acetyl-D-glucosamine, N-acetyl-D-galactosamine, sialic acid,
iduronic acid, L-fucose, and the like; pentoses such as D-ribose or D-arabinose;
25 ketoses such as D-ribulose or D-fructose; disaccharides such as 2-O-(α -L-

--73--

vancosaminy)- β -D-glucopyranose, 2-O-(3-desmethyl- α -L-vancosaminy)- β -D-glucopyranose, sucrose, lactose, or maltose; derivatives such as acetals, amines, acylated, sulfated and phosphorylated sugars; oligosaccharides having from 2 to 10 saccharide units. For the purposes of this definition, these saccharides are
5 referenced using conventional three letter nomenclature and the saccharides can be either in their open or preferably in their pyranose form.

The term "amino-containing saccharide group" refers to a saccharide group having an amino substituent. Representative amino-containing saccharides include L-vancosamine, 3-desmethyl-vancosamine, 3-epi-vancosamine, 4-epi-vancosamine,
10 acosamine, actinosamine, daunosamine, 3-epi-daunosamine, ristosamine, *N*-methyl-D-glucamine and the like.

The term "spiro-attached cycloalkyl group" refers to a cycloalkyl group attached to another ring via one carbon atom common to both rings.

15 The term "sulfonamide" refers to a group of the formula $-\text{SO}_2\text{NRR}$, where each R is independently hydrogen, alkyl, substituted alkyl, aryl, heteroaryl, or heterocyclic wherein alkyl, substituted alkyl, aryl, heteroaryl and heterocyclic are as defined herein.

The term "thiol" refers to the group -SH.

20 The term "thioalkoxy" refers to the group -S-alkyl.

The term "substituted thioalkoxy" refers to the group -S-substituted alkyl.

The term "thioaryloxy" refers to the group aryl-S- wherein the aryl group is as defined above including optionally substituted aryl groups also defined above.

--74--

The term "thioheteroaryloxy" refers to the group heteroaryl-S- wherein the heteroaryl group is as defined above including optionally substituted aryl groups as also defined above.

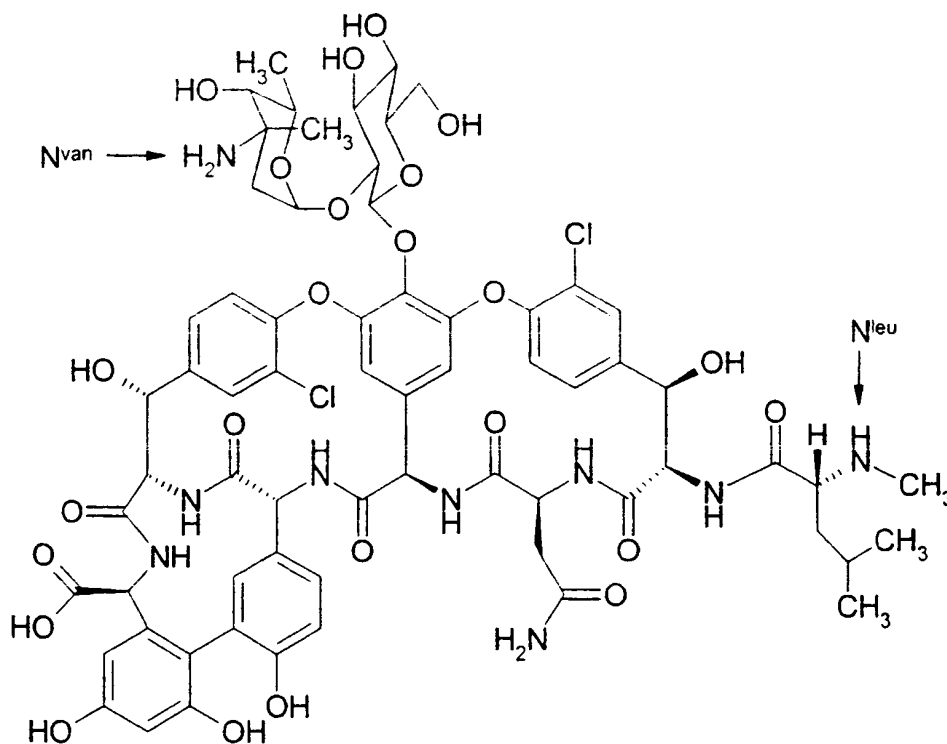
As to any of the above groups which contain one or more substituents, it is understood, of course, that such groups do not contain any substitution or substitution patterns which are sterically impractical and/or synthetically non-feasible. In addition, the compounds of this invention include all stereochemical isomers arising from the substitution of these compounds.

"Glycopeptide" refers to heptapeptide antibiotics, characterized by a multi-ring peptide core optionally substituted with saccharide groups, such as vancomycin. Examples of glycopeptides included in this definition may be found in "Glycopeptides Classification, Occurrence, and Discovery", by Raymond C. Rao and Louise W. Crandall, ("Drugs and the Pharmaceutical Sciences" Volume 63, edited by Ramakrishnan Nagarajan, published by Marcel Dekker, Inc.), which is hereby incorporated by reference in its entirety. Representative glycopeptides include those identified as A477, A35512, A40926, A41030, A42867, A47934, A80407, A82846, A83850, A84575, AB-65, Actaplanin, Actinoidin, Ardacin, Avoparcin, Azureomycin, Balhimycin, Chlororienticin, Chloropolysporin, Decaplanin, *N*-demethylvancomycin, Eremomycin, Galacardin, Helvecardin, Izupeptin, Kibdelin, LL-AM374, Mannopectin, MM45289, MM47756, MM47761, MM49721, MM47766, MM55260, MM55266, MM55270, MM56597, MM56598, OA-7653, Orenticin, Parvodicin, Ristocetin, Ristomycin, Synmonicin, Teicoplanin, UK-68597, UK-69542, UK-72051, Vancomycin, and the like. The term "glycopeptide" as used herein is also intended to include the general class of peptides disclosed above on which the sugar moiety is absent, i.e. the aglycone series of glycopeptides. For example, removal of the disaccharide moiety appended to the phenol on vancomycin by mild hydrolysis gives

--75--

vancomycin aglycone. Also within the scope of the invention are glycopeptides that have been further appended with additional saccharide residues, especially aminoglycosides, in a manner similar to vancosamine.

"Vancomycin" refers to a glycopeptide antibiotic having the formula:



- 5 When describing vancomycin derivatives, the term "N^{van}-" indicates that a substituent is covalently attached to the amino group of the vancosamine moiety of vancomycin. Similarly, the term "N^{leu}-" indicates that a substituent is covalently attached to the amino group of the leucine moiety of vancomycin.

10 "Optional" or "optionally" means that the subsequently described event or circumstance may or may not occur, and that the description includes instances where said event or circumstance occurs and instances in which it does not. For

--76--

example, "optionally substituted" means that a group may or may not be substituted with the described substituent.

"Transglycosylase enzyme substrate" as used herein denotes the molecular target of the transglycosylase enzyme. The substrate binds to the enzyme and eventually results in synthesis of the bacterial cell wall. The action of this enzyme is inhibited by a ligand domain that binds to the enzyme substrate. A ligand such as vancomycin binds to this substrate and in effect "sequesters" the substrate to prevent its recognition by the enzyme and subsequent use in the construction of the bacterial cell wall.

"Potency" as used herein refers to the minimum concentration at which a compound or ligand is able to achieve a desirable biological or therapeutic effect. The potency of a compound or ligand is typically proportional to its affinity for its binding site. In some cases, the potency may be non-linearly correlated with its affinity

As used herein, the terms "inert organic solvent" or "inert solvent" or "inert diluent" mean a solvent or diluent which is essentially inert under the conditions of the reaction in which it is employed as a solvent or diluent. Representative examples of materials which may be used as inert solvents or diluents include, by way of illustration, benzene, toluene, acetonitrile, tetrahydrofuran ("THF"), dimethylformamide ("DMF"), chloroform (" CHCl_3 "), methylene chloride (or dichloromethane or " CH_2Cl_2 "), diethyl ether, ethyl acetate, acetone, methylethyl ketone, methanol, ethanol, propanol, isopropanol, tert-butanol, dioxane, pyridine, and the like. Unless specified to the contrary, the solvents used in the reactions of the present invention are inert solvents.

--77--

"Pharmaceutically acceptable salt" means those salts which retain the biological effectiveness and properties of the parent compounds and which are not biologically or otherwise harmful as the dosage administered. The compounds of this invention are capable of forming both acid and base salts by virtue of the presence of amino and carboxyl groups respectively.

Pharmaceutically acceptable base addition salts may be prepared from inorganic and organic bases. Salts derived from inorganic bases include, but are not limited to, the sodium, potassium, lithium, ammonium, calcium, and magnesium salts. Salts derived from organic bases include, but are not limited to, salts of primary, secondary and tertiary amines, substituted amines including naturally-occurring substituted amines, and cyclic amines, including isopropylamine, trimethyl amine, diethylamine, triethylamine, tripropylamine, ethanolamine, 2-dimethylaminoethanol, tromethamine, lysine, arginine, histidine, caffeine, procaine, hydrabamine, choline, betaine, ethylenediamine, glucosamine, N-alkylglucamines, theobromine, purines, piperazine, piperidine, and N-ethylpiperidine. It should also be understood that other carboxylic acid derivatives would be useful in the practice of this invention, for example carboxylic acid amides, including carboxamides, lower alkyl carboxamides, di(lower alkyl) carboxamides, and the like.

Pharmaceutically acceptable acid addition salts may be prepared from inorganic and organic acids. Salts derived from inorganic acids include hydrochloric acid, hydrobromic acid, sulfuric acid, nitric acid, phosphoric acid and the like. Salts derived from organic acids include acetic acid, propionic acid, glycolic acid, pyruvic acid, oxalic acid, malic acid, malonic acid, succinic acid, maleic acid, fumaric acid, tartaric acid, citric acid, benzoic acid, cinnamic acid, mandelic acid, methanesulfonic acid, ethanesulfonic acid, p-toluenesulfonic acid, salicylic acid and the like.

--78--

The compounds of this invention typically contain one or more chiral centers. Accordingly, this invention is intended to include racemic mixtures, diastereomers, enantiomers and mixture enriched in one or more stereoisomer. The scope of the invention as described and claimed encompasses the racemic forms of the compounds as well as the individual enantiomers and non-racemic mixtures thereof.

The term "treatment" as used herein includes any treatment of a condition or disease in an animal, particularly a mammal, more particularly a human, and includes:

- 10 (i) preventing the disease or condition from occurring in a subject which may be predisposed to the disease but has not yet been diagnosed as having it;
- (ii) inhibiting the disease or condition, i.e. arresting its development; relieving the disease or condition, i.e. causing regression of the condition; or relieving the conditions caused by the disease, i.e. symptoms of the disease.

15 The term "disease state which is alleviated by treatment with a broad spectrum antibacterial" as used herein is intended to cover all disease states which are generally acknowledged in the art to be usefully treated with a broad spectrum antibacterial in general, and those disease states which have been found to be usefully treated by the specific antibacterials of this invention. Such disease states include, but are not
20 limited to, treatment of a mammal afflicted with pathogenic bacteria, in particular staphylococci (methicillin sensitive and resistant), streptococci (penicillin sensitive and resistant), enterococci (vancomycin sensitive and resistant), and Clostridium difficile

The term "therapeutically effective amount" refers to that amount which is sufficient to effect treatment, as defined herein, when administered to a mammal in
25 need of such treatment. The therapeutically effective amount will vary depending on the subject and disease state being treated, the severity of the affliction and the manner of administration, and may be determined routinely by one of ordinary skill in the art.

--79--

The term "protecting group" or "blocking group" refers to any group which, when bound to one or more hydroxyl, thiol, amino, carboxyl or other groups of the compounds, prevents undesired reactions from occurring at these groups and which protecting group can be removed by conventional chemical or enzymatic steps to reestablish the hydroxyl, thio, amino, carboxyl or other group. The particular removable blocking group employed is not critical and preferred removable hydroxyl blocking groups include conventional substituents such as allyl, benzyl, acetyl, chloroacetyl, thiobenzyl, benzylidene, phenacyl, *t*-butyl-diphenylsilyl and any other group that can be introduced chemically onto a hydroxyl functionality and later selectively removed either by chemical or enzymatic methods in mild conditions compatible with the nature of the product. Protecting groups are disclosed in more detail in T.W. Greene and P.G.M. Wuts, "Protective Groups in Organic Synthesis" 2nd Ed., 1991, John Wiley and Sons, N.Y.

Preferred removable amino blocking groups include conventional substituents such as *t*-butyloxycarbonyl (*t*-BOC), benzyloxycarbonyl (CBZ), fluorenylmethoxycarbonyl (FMOC), allyloxycarbonyl (ALOC) and the like, which can be removed by conventional conditions compatible with the nature of the product.

Preferred carboxyl protecting groups include esters such as methyl, ethyl, propyl, *t*-butyl etc. which can be removed by mild conditions compatible with the nature of the product.

"Biological effect" as used herein includes, but is not limited to, increased affinity, increased selectivity, increased potency, increased efficacy, increased duration of action, decreased toxicity, and the like.

--80--

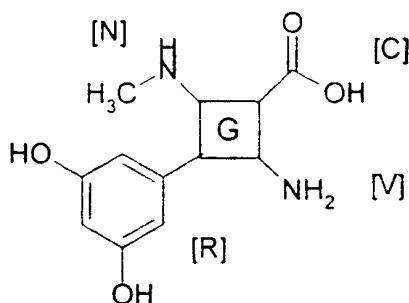
General Synthetic Procedures

The glycopeptide compounds of this invention can be prepared from readily available starting materials using the following general methods and procedures. It will be appreciated that where typical or preferred process conditions (i.e.,
5 reaction temperatures, times, mole ratios of reactants, solvents, pressures, etc.) are given, other process conditions can also be used unless otherwise stated. Optimum reaction conditions may vary with the particular reactants or solvent used, but such conditions can be determined by one skilled in the art by routine optimization procedures.

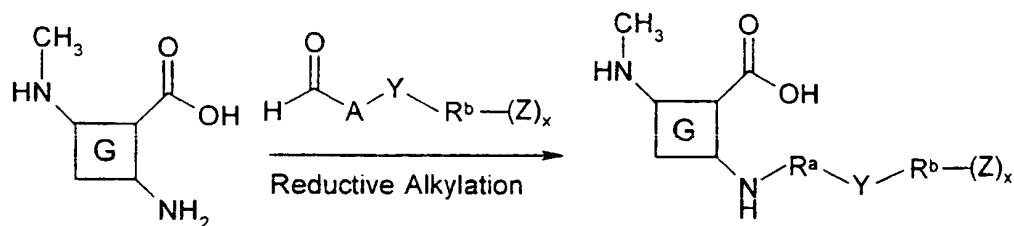
10 Additionally, as will be apparent to those skilled in the art, conventional protecting groups may be necessary to prevent certain functional groups from undergoing undesired reactions. The choice of a suitable protecting group for a particular functional group as well as suitable conditions for protection and
15 and their introduction and removal, are described in T. W. Greene and G. M. Wuts, *Protecting Groups in Organic Synthesis*, Second Edition, Wiley, New York, 1991, and references cited therein.

In the following reaction schemes, the glycopeptide compounds are depicted in a simplified form as a box "G" that shows the carboxy terminus labeled
20 [C], the vancosamine amino terminus labeled [V], the "non-saccharide" amino terminus (leucine amine moiety) labeled [N], and optionally, the resorcinol moiety labeled [R] as follows:

--81--



In one preferred embodiment, the glycopeptide compounds of the present invention are prepared by reductive alkylation of a glycopeptide as shown in the following reaction:



where A represents R^a minus one carbon atom and R^a, R^b, Y, Z and x are as defined herein. This reaction is typically conducted by first contacting one
 5 equivalent of a glycopeptide, such as vancomycin, with an excess, preferably from 1.1 to 1.3 equivalents, of the desired aldehyde in the presence of an excess, preferably about 2.0 equivalents, of a tertiary amine, such as diisopropylethylamine (DIPEA) and the like. This reaction is typically conducted
 10 in an inert diluent, such as DMF, at ambient temperature for about 1 to 2 hours until formation of the corresponding imine and/or hemiaminal is substantially complete. The resulting imine and/or hemiaminal is typically not isolated, but is reacted *in situ* with a metal hydride reducing agent, such as sodium cyanoborohydride and the like, to afford the corresponding amine. This reaction

--82--

is typically conducted by contacting the imine and/or hemiaminal with about 1 to 1.2 equivalents of the reducing agent at ambient temperature in methanol in the presence of an excess, preferably about 3 equivalents, of trifluoroacetic acid. The resulting alkylated product is readily purified by conventional procedures, such as reverse-phase HPLC. Surprisingly, by forming the imine and/or hemiaminal in the presence of a trialkyl amine, the selectivity for the reductive alkylation reaction is greatly improved, i.e., reductive alkylation at the amino group of the saccharide (e.g., vancosamine) is favored over reductive alkylation at the N-terminus (e.g., the leuciny group) by at least 10:1, more preferably 20:1.

10 If desired, the glycopeptide compounds of this invention can also be prepared in a step-wise manner in which a precursor to the $-R^a-Y-R^b-(Z)_x$ group is first attached to the glycopeptide by reductive alkylation, followed by subsequent elaboration of the attached precursor using conventional reagent and procedures to form the $-R^a-Y-R^b-(Z)_x$ group as illustrated below. Additionally, ketones may also
15 be employed in the above-described reductive alkylation reactions to afford α -substituted amines.

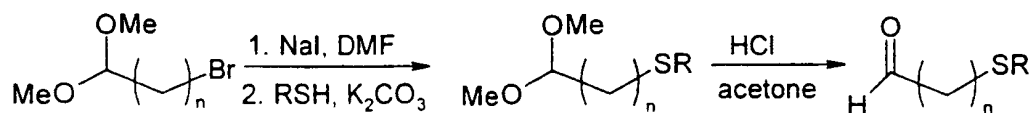
Any glycopeptide having an amino group may be employed in these reductive alkylation reactions. Such glycopeptides are well-known in the art and are either commercially available or may be isolated using conventional
20 procedures. Suitable glycopeptides are disclosed, by way of example, in U.S. Patent Nos. 3,067,099; 3,338,786; 3,803,306; 3,928,571; 3,952,095; 4,029,769; 4,051,237; 4,064,233; 4,122,168; 4,239,751; 4,303,646; 4,322,343; 4,378,348; 4,497,802; 4,504,467; 4,542,018; 4,547,488; 4,548,925; 4,548,974; 4,552,701; 4,558,008; 4,639,433; 4,643,987; 4,661,470; 4,694,069; 4,698,327; 4,782,042;
25 4,914,187; 4,935,238; 4,946,941; 4,994,555; 4,996,148; 5,187,082; 5,192,742; 5,312,738; 5,451,570; 5,591,714; 5,721,208; 5,750,509; 5,840,684; and 5,843,889; the disclosures of which are incorporated herein by reference in their

--83--

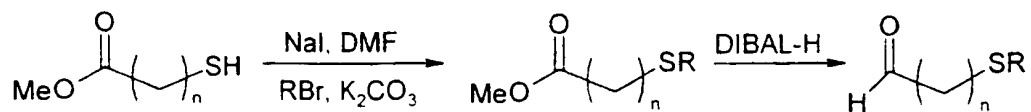
entirety. Preferably, the glycopeptide employed in the above reaction is vancomycin.

The aldehydes and ketones employed in the reactive alkylation reaction are also well-known in the art and are either commercially available or can be prepared by conventional procedures using commercially available starting materials and conventional reagents. Typically, such materials are prepared by conventional coupling of, for example, functionalized acetals having an amino, thiol, hydroxyl, halo or other substituent, with an suitable intermediate having a complementary functional group to form sulfides, ethers, amines, sulfonamides and the like. Subsequent hydrolysis of the acetal affords the corresponding aldehyde. Such reactions are well-known in the art and are described, for example, in March, *Advanced Organic Chemistry*, Fourth Edition, John Wiley & Sons, New York (1992), and references cited therein. Representative synthesis of aldehyde compounds are illustrated in Schemes 1-5:

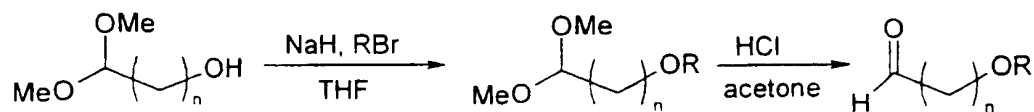
Scheme 1



Scheme 2

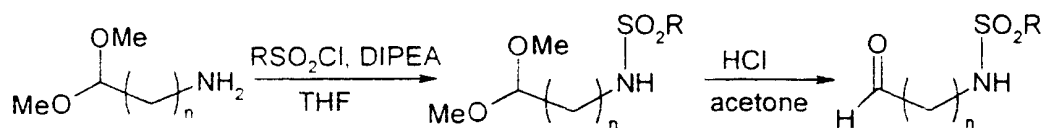


Scheme 3

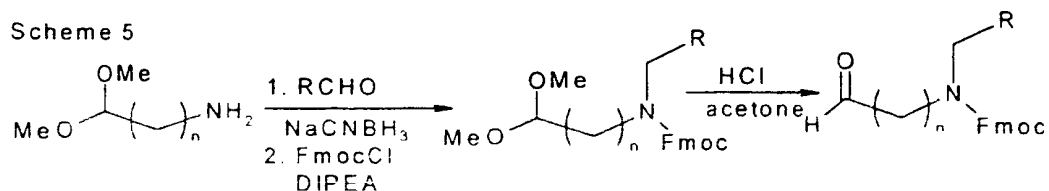


--84--

Scheme 4



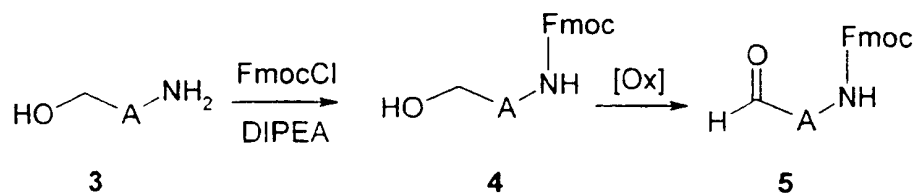
Scheme 5



where R represents $-\text{R}^b-(\text{Z})_x$ or $-(\text{R}^b \text{ minus one carbon atom})-(\text{Z})_x$ (where R^b , Z and x are as defined herein).

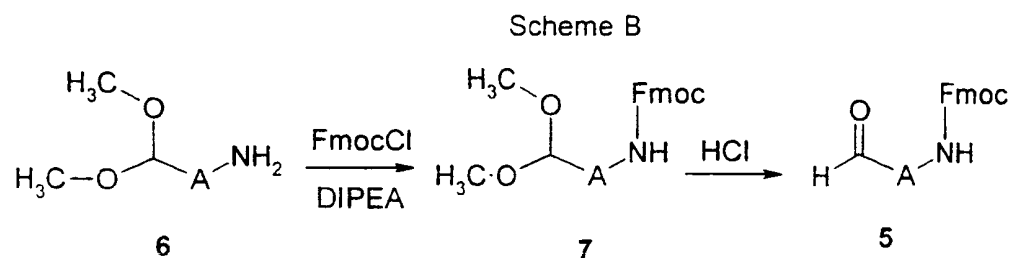
By way of further illustration, the following schemes describe the synthesis of representative starting materials and compounds of this invention. For example, Scheme A illustrates a method for preparing an Fmoc-aminoaldehyde 5 from the corresponding aminoalcohol 3, where A is as defined herein. In this reaction, the aminoalcohol is protected by conventional techniques, for example, by treatment with 9-fluorenylmethyl chloroformate in the presence of base, to yield the Fmoc-protected aminoalcohol 4. Oxidation by known techniques then provides the aldehyde 5.

Scheme A

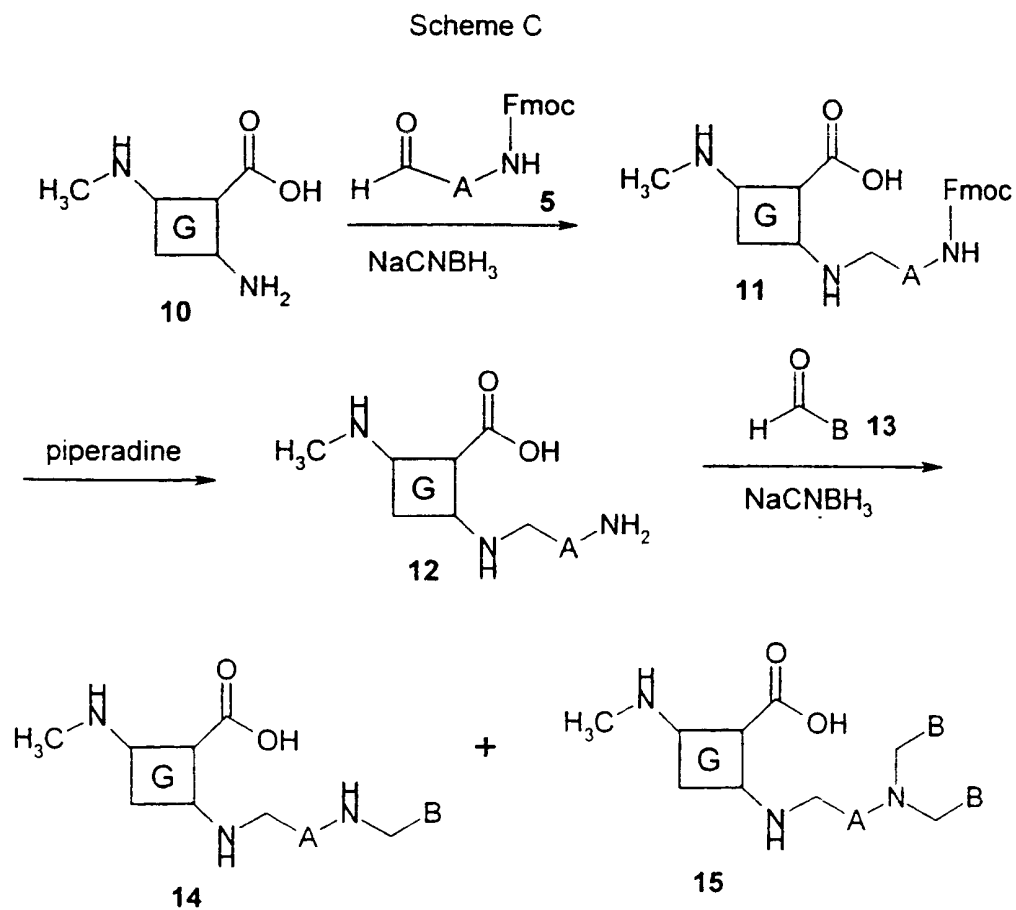


--85--

Scheme B illustrates an alternate route to Fmoc-protected aminoaldehyde 5. This route is described in further detail in Sasake, Y., Abe, *J. Chem. Pharm. Bull.* (1997), 45(1), 13-17.



The Fmoc-protected aminoaldehyde of formula 5 can then be reacted with a glycopeptide, for example vancomycin, as shown in Scheme C.

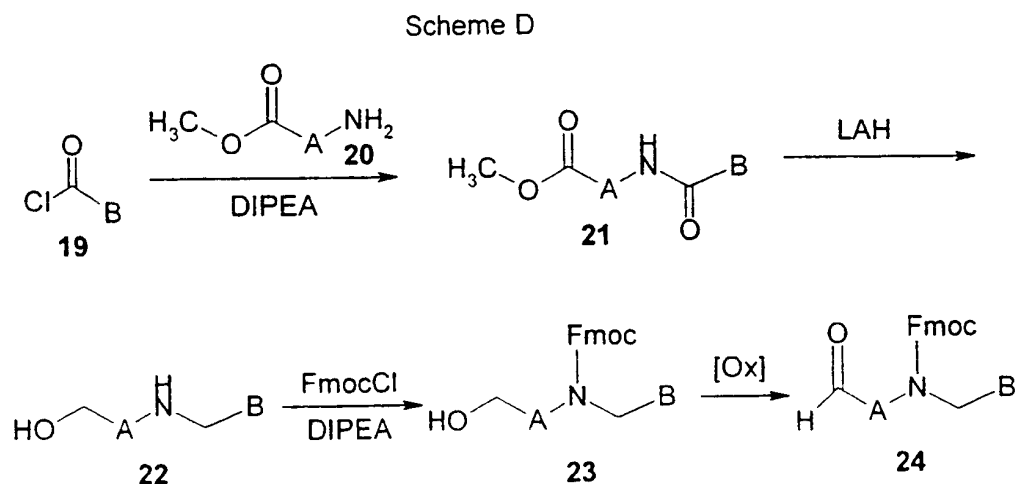


--86--

where B represents $-(R^b \text{ minus one carbon atom})-(Z)_x$, where R^b , Z and x are as defined herein.

This reaction is conducted under reductive alkylation conditions to yield a glycopeptide intermediate 11. Deprotection of 11 with piperidine yields the corresponding glycopeptide 12 having a primary amino group. Reaction of 12 with aldehyde 13 under standard reductive alkylation conditions gives glycopeptide derivative 14 and the corresponding bis-adduct 15, which are separated by conventional techniques, such as HPLC.

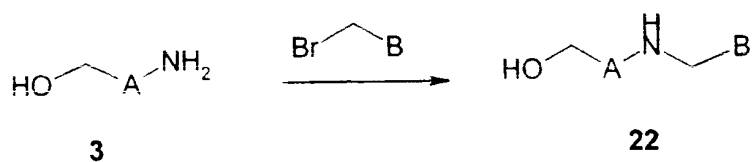
Scheme D illustrates a method for preparing an Fmoc protected aminoaldehyde 24. In this scheme, reaction of acid chloride 19 with aminoester 20 under conventional amide coupling conditions gives amidoester 21. Reduction of the both the ester and amide moieties using a metal hydride reducing agent, such as lithium aluminum hydride (LAH) gives aminoalcohol 22. Protection and oxidation, as in Scheme A, yields an aldehyde of formula 24.



--87--

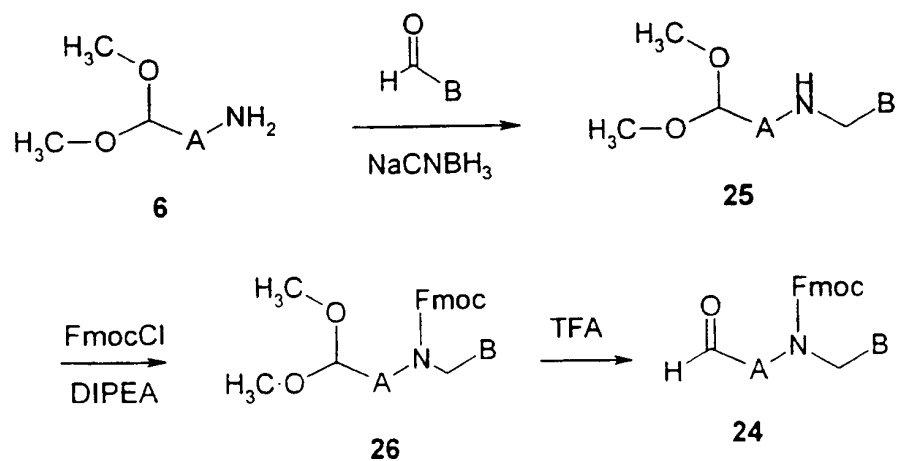
Alternatively, aldehyde **24** can be prepared as shown in Scheme D'. In this reaction, direct alkylation of amino alcohol **3** under conventional amine alkylation conditions gives amino alcohol **22**, which can then be used as described above in Scheme D.

Scheme D'



5 Scheme E illustrates an alternative method for preparing aldehyde **24**. In this reaction, amino acetal **6** is reductively alkylated to provide **25**. Subsequent protection of the amino group and hydrolysis of the acetal under conventional conditions then provides aldehyde **24**.

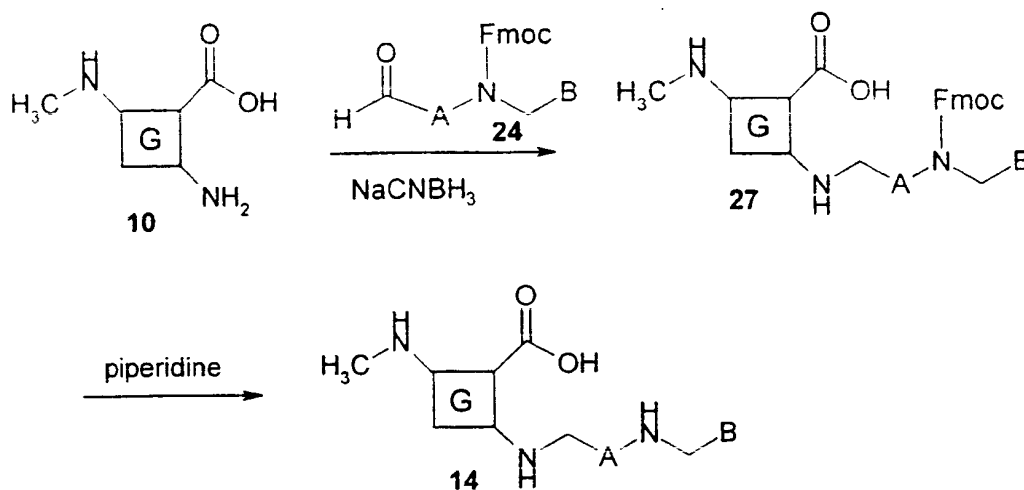
Scheme E



--88--

Scheme F illustrates another method for reductive alkylation of a glycopeptide. In this scheme, Fmoc-protected aldehyde **24**, prepared as described above, is reacted with a glycopeptide **10**, such as vancomycin, under reductive alkylation conditions to afford glycopeptide derivative **27**. Subsequent deprotection with piperidine provides glycopeptide derivative **14**.

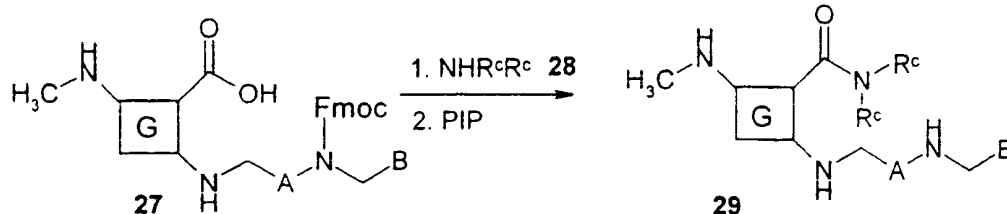
Scheme F



Scheme G illustrates the conversion of the carboxyl group of a glycopeptide derivative, such as vancomycin, into an amide. In this reaction, amine **28** is reacted with a glycopeptide derivative, such as **27**, under standard peptide coupling conditions, for example, PyBOP and HOBT in DMF, to provide amide **29**, after deprotection.

--89--

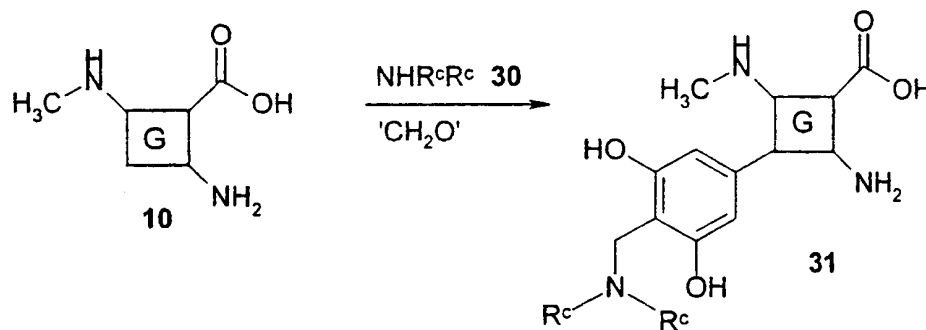
Scheme G



Scheme H illustrates the introduction of an aminoalkyl sidechain at the resorcinol moiety of a glycopeptide, such as vancomycin, via a Mannich reaction. In this reaction, amine 30 and an aldehyde, such as formalin (a source of formaldehyde), are reacted with the glycopeptide under basic conditions to give the glycopeptide derivative 31.

5

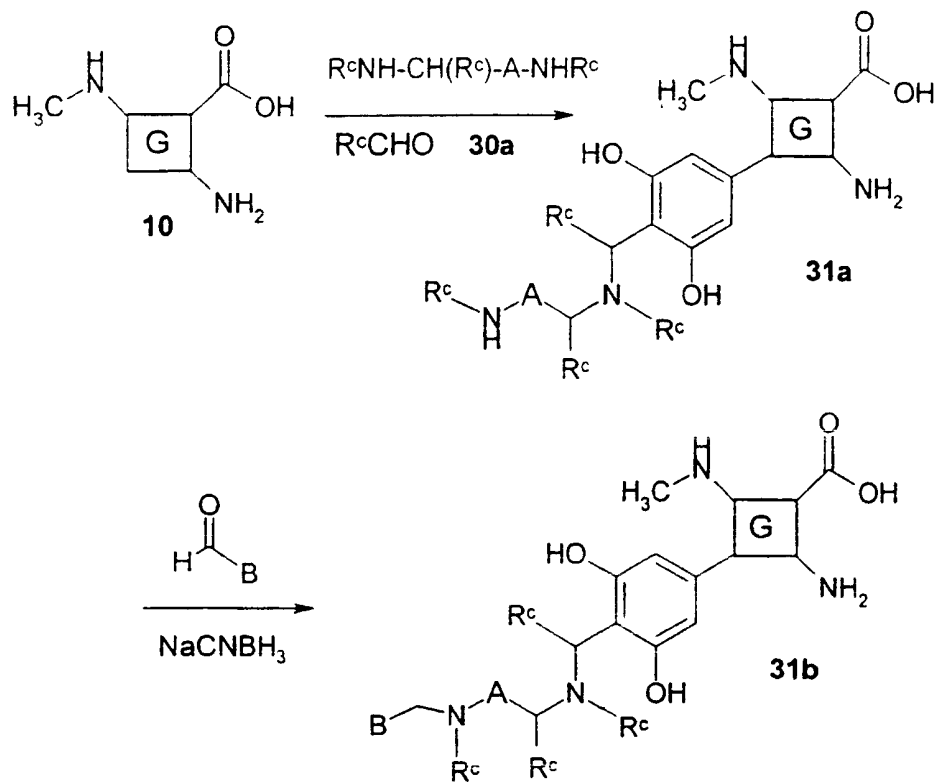
Scheme H



Similarly, Scheme I illustrates a introduction of a substituent of the formula $-\text{R}^a\text{-Y-R}^b\text{-(Z)}_x$ at the resorcinol moiety of a glycopeptide using the Mannich reaction. In these reactions, excess aldehyde, such as formaldehyde, can react to afford the cyclized compounds of formula VIIa and/or VIIb.

--90--

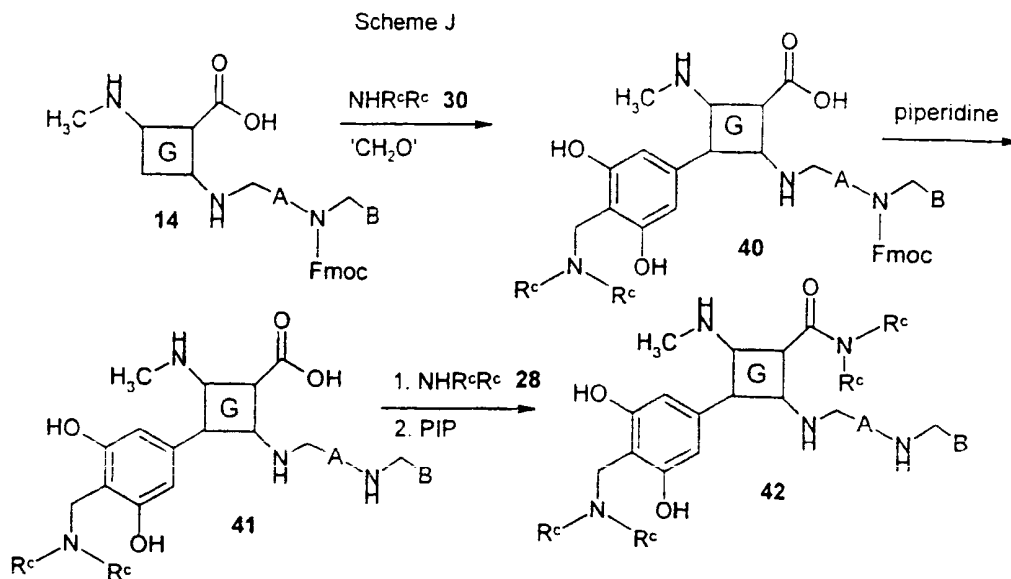
Scheme I



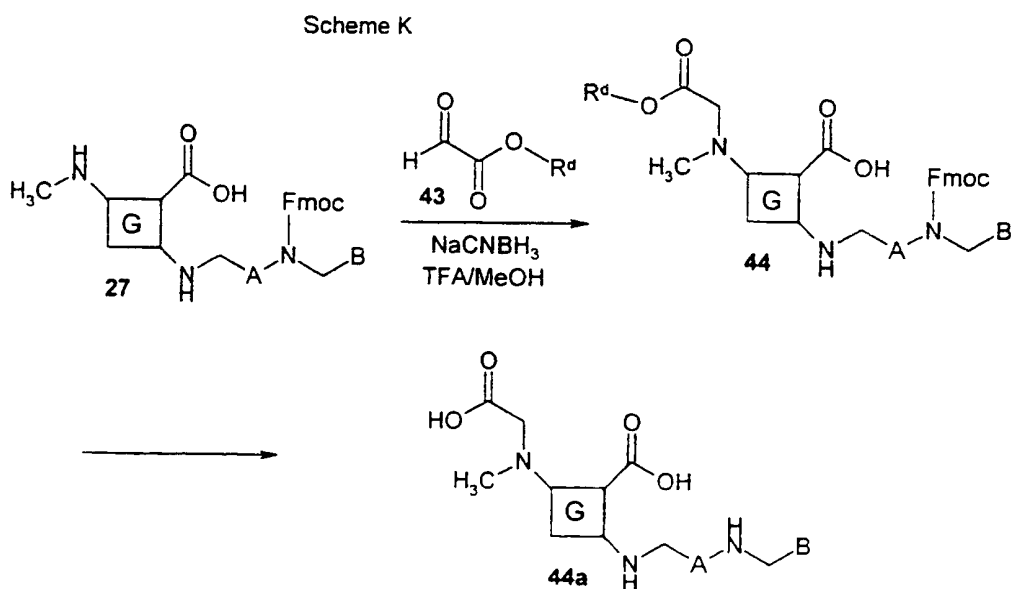
Scheme J illustrates a synthesis of a glycopeptide derivative using several of the reactions described above. In this scheme, glycopeptide derivative 27 is derivatized at the resorcinol moiety using the Mannich reaction described in Scheme H to provide glycopeptide derivative 40. Deprotection and amide coupling at the carboxyl group, as described in Scheme G, affords glycopeptide derivative 42.

5

--91--



Scheme L illustrates multiple reductive alkylation reaction of a glycopeptide derivative 27 to afford glycopeptide derivative 44a.



--92--

Additional details and other methods for preparing the compounds of this invention are described in the Examples below.

Pharmaceutical Compositions

5 This invention also includes pharmaceutical composition containing the novel glycopeptide compounds of this invention. Accordingly, the glycopeptide compound, preferably in the form of a pharmaceutically acceptable salt, can be formulated for oral or parenteral administration for the therapeutic or prophylactic treatment of bacterial infections.

10 By way of illustration, the glycopeptide compound can be admixed with conventional pharmaceutical carriers and excipients and used in the form of tablets, capsules, elixirs, suspensions, syrups, wafers, and the like. Such pharmaceutical compositions will contain from about 0.1 to about 90% by weight of the active compound, and more generally from about 10 to about 30%. The pharmaceutical compositions may contain common carriers and excipients, such as 15 corn starch or gelatin, lactose, sucrose, microcrystalline cellulose, kaolin, mannitol, dicalcium phosphate, sodium chloride, and alginic acid. Disintegrators commonly used in the formulations of this invention include croscarmellose, microcrystalline cellulose, corn starch, sodium starch glycolate and alginic acid.

20 A liquid composition will generally consist of a suspension or solution of the compound or pharmaceutically acceptable salt in a suitable liquid carrier(s), for example ethanol, glycerine, sorbitol, non-aqueous solvent such as polyethylene glycol, oils or water, with a suspending agent, preservative, surfactant, wetting agent, flavoring or coloring agent. Alternatively, a liquid formulation can be prepared from a reconstitutable powder.

--93--

For example a powder containing active compound, suspending agent, sucrose and a sweetener can be reconstituted with water to form a suspension; and a syrup can be prepared from a powder containing active ingredient, sucrose and a sweetener.

5 A composition in the form of a tablet can be prepared using any suitable pharmaceutical carrier(s) routinely used for preparing solid compositions. Examples of such carriers include magnesium stearate, starch, lactose, sucrose, microcrystalline cellulose and binders, for example polyvinylpyrrolidone. The tablet can also be provided with a color film coating, or color included as part of
10 the carrier(s). In addition, active compound can be formulated in a controlled release dosage form as a tablet comprising a hydrophilic or hydrophobic matrix.

 A composition in the form of a capsule can be prepared using routine encapsulation procedures, for example by incorporation of active compound and excipients into a hard gelatin capsule. Alternatively, a semi-solid matrix of active
15 compound and high molecular weight polyethylene glycol can be prepared and filled into a hard gelatin capsule; or a solution of active compound in polyethylene glycol or a suspension in edible oil, for example liquid paraffin or fractionated coconut oil can be prepared and filled into a soft gelatin capsule.

 Tablet binders that can be included are acacia, methylcellulose, sodium
20 carboxymethylcellulose, poly-vinylpyrrolidone (Povidone), hydroxypropyl methylcellulose, sucrose, starch and ethylcellulose. Lubricants that can be used include magnesium stearate or other metallic stearates, stearic acid, silicone fluid, talc, waxes, oils and colloidal silica.

 Flavoring agents such as peppermint, oil of wintergreen, cherry flavoring
25 or the like can also be used. Additionally, it may be desirable to add a coloring

--94--

agent to make the dosage form more attractive in appearance or to help identify the product.

The compounds of the invention and their pharmaceutically acceptable salts that are active when given parenterally can be formulated for intramuscular,
5 intrathecal, or intravenous administration.

A typical composition for intra-muscular or intrathecal administration will consist of a suspension or solution of active ingredient in an oil, for example arachis oil or sesame oil. A typical composition for intravenous or intrathecal administration will consist of a sterile isotonic aqueous solution containing, for
10 example active ingredient and dextrose or sodium chloride, or a mixture of dextrose and sodium chloride. Other examples are lactated Ringer's injection, lactated Ringer's plus dextrose injection, Normosol-M and dextrose, Isolyte E, acylated Ringer's injection, and the like. Optionally, a co-solvent, for example polyethylene glycol, a chelating agent, for example ethylenediamine tetracetic
15 acid, and an anti-oxidant, for example, sodium metabisulphite may be included in the formulation. Alternatively, the solution can be freeze dried and then reconstituted with a suitable solvent just prior to administration.

The compounds of the invention and their pharmaceutically acceptable salts which are active on rectal administration can be formulated as suppositories. A
20 typical suppository formulation will generally consist of active ingredient with a binding and/or lubricating agent such as a gelatin or cocoa butter or other low melting vegetable or synthetic wax or fat.

The compounds of this invention and their pharmaceutically acceptable salts which are active on topical administration can be formulated as transdermal
25 compositions or transdermal delivery devices ("patches"). Such compositions

--95--

include, for example, a backing, active compound reservoir, a control membrane, liner and contact adhesive. Such transdermal patches may be used to provide continuous or discontinuous infusion of the compounds of the present invention in controlled amounts. The construction and use of transdermal patches for the
5 delivery of pharmaceutical agents is well known in the art. *See, e.g.*, U.S. Patent 5,023,252, issued June 11, 1991, herein incorporated by reference in its entirety. Such patches may be constructed for continuous, pulsatile, or on demand delivery of pharmaceutical agents.

The active compound is effective over a wide dosage range and is generally
10 administered in a pharmaceutically effective amount. It, will be understood, however, that the amount of the compound actually administered will be determined by a physician, in the light of the relevant circumstances, including the condition to be treated, the chosen route of administration, the actual compound administered and its relative activity, the age, weight, and response of the
15 individual patient, the severity of the patient's symptoms, and the like.

Suitable doses are in the general range of from 0.01-100 mg/kg/day, preferably 0.1-50 mg/kg/day. For an average 70 kg human, this would amount to 0.7 mg to 7g per day, or preferably 7 mg to 3.5g per day.

Other suitable formulations for use in the present invention can be found in
20 *Remington's Pharmaceutical Sciences*, Mace Publishing Company, Philadelphia, PA, 17th ed. (1985).

The following formulation examples illustrate representative pharmaceutical compositions of the present invention.

--96--

Formulation Example A

This example illustrates the preparation of a representative pharmaceutical composition for oral administration of a compound of this invention:

5	Ingredients	Quantity per tablet, (mg)
	Active Compound	200
	Lactose, spray-dried	148
	Magnesium stearate	2

10 The above ingredients are mixed and introduced into a hard-shell gelatin capsule.

Formulation Example B

This example illustrates the preparation of another representative pharmaceutical composition for oral administration of a compound of this
15 invention:

20	Ingredients	Quantity per tablet, (mg)
	Active Compound	400
	Cornstarch	50
	Lactose	145
	Magnesium stearate	5

The above ingredients are mixed intimately and pressed into single scored tablets.

25 Formulation Example C

This example illustrates the preparation of a representative pharmaceutical composition for oral administration of a compound of this invention.

--97--

An oral suspension is prepared having the following composition.

Ingredients

	Active Compound	1.0 g
5	Fumaric acid	0.5 g
	Sodium chloride	2.0 g
	Methyl paraben	0.1 g
	Granulated sugar	25.5 g
	Sorbitol (70% solution)	12.85 g
10	Veegum K (Vanderbilt Co.)	1.0 g
	Flavoring	0.035 ml
	Colorings	0.5 mg
	Distilled water	q.s. to 100 mL

15

Formulation Example D

This example illustrates the preparation of a representative pharmaceutical composition containing a compound of this invention.

An injectable preparation buffered to a pH of 4 is prepared having the following composition:

20

Ingredients

	Active Compound	0.2 g
	Sodium Acetate Buffer Solution (0.4 M)	2.0 mL
	HCl (1N)	q.s. to pH 4
25	Water (distilled, sterile)	q.s. to 20 mL

Formulation Example E

This example illustrates the preparation of a representative pharmaceutical composition for injection of a compound of this invention.

--98--

A reconstituted solution is prepared by adding 20 mL of sterile water to 1 g of the compound of this invention. Before use, the solution is then diluted with 200 mL of an intravenous fluid that is compatible with the active compound. Such fluids are chosen from 5% dextrose solution, 0.9% sodium chloride, or a mixture of 5% dextrose and 0.9% sodium chloride. Other examples are lactated Ringer's injection, lactated Ringer's plus 5% dextrose injection, Normosol-M and 5% dextrose, Isolyte E, and acylated Ringer's injection

Formulation Example F

This example illustrates the preparation of a representative pharmaceutical composition for topical application of a compound of this invention.

	Ingredients	grams
	Active compound	0.2-10
	Span 60	2
15	Tween 60	2
	Mineral oil	5
	Petrolatum	10
	Methyl paraben	0.15
	Propyl paraben	0.05
20	BHA (butylated hydroxy anisole)	0.01
	Water	q.s. to 100

All of the above ingredients, except water, are combined and heated to 60°C with stirring. A sufficient quantity of water at 60°C is then added with vigorous stirring to emulsify the ingredients, and water then added q.s. 100 g.

Formulation Example G

This example illustrates the preparation of a representative pharmaceutical composition containing a compound of this invention.

--99--

A suppository totaling 2.5 grams is prepared having the following composition:

Ingredients

5	Active Compound	500 mg
	Witepsol H-15*	balance

(*triglycerides of saturated vegetable fatty acid; a product of Riches-Nelson, Inc., New York, N.Y.)

10 Utility

The glycopeptide compounds of this invention, and their pharmaceutically acceptable salts, are useful in medical treatments and exhibit biological activity, including antibacterial activity, which can be demonstrated in the tests described in the Examples. Such tests are well known to those skilled in the art, and are
15 referenced and described in Lorian "Antibiotics in Laboratory Medicine", Fourth Edition, Williams and Wilkins (1991), which is hereby incorporated by reference.

Accordingly, this invention provides methods for treating infectious diseases, especially those caused by Gram-positive microorganisms, in animals. The compounds of this invention are particularly useful in treating infections
20 caused by methicillin-resistant staphylococci. Also, the compounds are useful in treating infection due to enterococci, including vancomycin-resistant enterococci (VRE). Examples of such diseases are severe staphylococcal infections, for example, staphylococcal endocarditis and staphylococcal septicemia. The animal may be either susceptible to, or infected with, the microorganism. The method
25 comprises administering to the animal an amount of a compound of this invention which is effective for this purpose. In general, an effective amount of a compound of this invention is a dose between about 0.5 and about 100 mg/kg. A preferred

--100--

dose is from about 1 to about 60 mg/kg of active compound. A typical daily dose for an adult human is from about 50 mg to about 5 g.

In practicing this method, the antibiotic can be administered in a single daily dose or in multiple doses per day. The treatment regimen may require
5 administration over extended periods of time, for example, for several days or for from one to six weeks. The amount per administered dose or the total amount administered will depend on such factors as the nature and severity of the infection, the age and general health of the patient, the tolerance of the patient to the antibiotic and the microorganism or microorganisms in the infection.

10 Among other properties, the compounds of this invention have also been found to be more chemically stable compared to N-acyl glycopeptide derivatives. More specifically, it has been observed that acylation of the amino group of the vancosamine moiety of vancomycin increases the rate of hydrolysis of the disaccharide moiety. In contrast, when the compounds of this invention are
15 substituted on the amino group of the vancosamine moiety of vancomycin with a $-R^a-Y-R^b-(Z)_x$ group, no increase in the rate of hydrolysis of the disaccharide moiety is observed.

The following synthetic and biological examples are offered to illustrate this invention and are not to be construed in any way as limiting the scope of this
20 invention.

EXAMPLES

In the examples below, the following abbreviations have the following meanings. Any abbreviations not defined have their generally accepted meaning. Unless otherwise stated, all temperatures are in degrees Celsius.

--100--

dose is from about 1 to about 60 mg/kg of active compound. A typical daily dose for an adult human is from about 50 mg to about 5 g.

In practicing this method, the antibiotic can be administered in a single daily dose or in multiple doses per day. The treatment regimen may require
5 administration over extended periods of time, for example, for several days or for from one to six weeks. The amount per administered dose or the total amount administered will depend on such factors as the nature and severity of the infection, the age and general health of the patient, the tolerance of the patient to the antibiotic and the microorganism or microorganisms in the infection.

10 Among other properties, the compounds of this invention have also been found to be more chemically stable compared to N-acyl glycopeptide derivatives. More specifically, it has been observed that acylation of the amino group of the vancosamine moiety of vancomycin increases the rate of hydrolysis of the disaccharide moiety. In contrast, when the compounds of this invention are
15 substituted on the amino group of the vancosamine moiety of vancomycin with a $-R^a-Y-R^b-(Z)_x$ group, no increase in the rate of hydrolysis of the disaccharide moiety is observed.

The following synthetic and biological examples are offered to illustrate this invention and are not to be construed in any way as limiting the scope of this
20 invention.

EXAMPLES

In the examples below, the following abbreviations have the following meanings. Any abbreviations not defined have their generally accepted meaning. Unless otherwise stated, all temperatures are in degrees Celsius.

--101--

	BOC, Boc	=	<i>tert</i> -butoxycarbonyl
	DIBAL-H	=	diisobutylaluminum hydride
	DIPEA	=	diisopropylethylamine
	DMF	=	<i>N,N</i> -dimethylformamide
5	DMSO	=	dimethyl sulfoxide
	eq.	=	equivalent
	Et	=	ethyl
	EtOAc	=	ethyl acetate
	Fmoc	=	9-fluorenylmethoxycarbonyl
10	HOBT	=	1-hydroxybenzotriazole hydrate
	Me	=	methyl
	PyBOP	=	benzotriazol-1-yloxytris(pyrrolidino)phosphonium hexafluorophosphate
	TEMPO	=	2,2,6,6-tetramethyl-piperidinyloxy, free radical
15	TFA	=	trifluoroacetic acid
	THF	=	tetrahydrofuran
	TLC, tlc	=	thin layer chromatography

In the following example, vancomycin hydrochloride semi-hydrate was
20 purchased from Alparma, Inc. Fort Lee, NJ 07024 (Alparma AS, Oslo
Norway). Other reagents and reactants are available from Aldrich Chemical Co.,
Milwaukee, WI 53201.

General Procedure A Reductive Alkylation of Vancomycin

25 To a mixture of vancomycin (1 eq.) and the desired aldehyde (1.3 eq.) in
DMF was added DIPEA (2 eq.). The reaction was stirred at ambient temperature
for 1-2 hours and monitored by reverse-phase HPLC. Methanol and NaCNBH₃ (1
eq.) were added to the solution, followed by TFA (3 eq.). Stirring was continued
for an additional hour at ambient temperature. After the reaction was complete,
30 the methanol was removed *in vacuo*. The residue was precipitated in acetonitrile.
Filtration gave the crude product which was then purified by reverse-phase HPLC.
If desired, other glycopeptides may be used in this procedure.

--102--

General Procedure B
Aglycon Alkylation Procedure I

A white suspension of vancomycin aglycon TFA salt (1.0 eq.), C_2CO_3 (3.5 eq.) in DMF is stirred at room temperature for 30 min. An alkyl halide (1.1 eq.) is added. The reaction mixture is then stirred for 5-24 h before quenching with acetic acid. The resulting brownish solution is dripped into water to give a white precipitate. Filtration affords the crude monoalkylated product which can be purified by reverse-phase HPLC if desired.

General Procedure C
Aglycon Alkylation Procedure II

Under nitrogen, the trifluoroacetate salt of vancomycin aglycone (1 eq) is dissolved in DMF and stirred vigorously at room temperature with potassium carbonate (8-10 eq) for an hour. An alkyl halide (1 eq) is added and the mixture is stirred vigorously overnight. The crude product is collected by precipitation into diethyl ether, washed with acetonitrile and taken up in 10% aqueous acetic acid. The mono-alkylated product is obtained upon reverse-phase HPLC purification.

General Procedure D
Preparation of Amino-Substituted Aldehydes

A solution of an aminoacetal (1 eq), such as 2-aminoacetaldehyde dimethyl acetal, an aldehyde (1.05 eq), and $NaCNBH_3$ (1 eq) in CH_2Cl_2 is stirred at room temperature for 1-4 hours. The reaction is monitored by TLC. To the reaction mixture are added FmocCl(1 eq) and DIPEA (2 eq) at $0^\circ C$. Stirring is continued for 1-2 hours at room temperature. The reaction is then washed with 0.1 N HCl, water and brine. The solvent is removed *in vacuo* and the residue is purified by flash chromatography gave the amino-substituted acetal.

--103--

To the solution of above amino-substituted acetal in acetone is added 6 N HCl (1.5 eq). The reaction is stirred at room temperature for 5-16 hours. Solvent is removed *in vacuo* and the residue is dried under high vacuum to give crude amino-substituted aldehyde which is typically used without further purification.

5

General Procedure E
Preparation of Thio-Substituted Aldehydes

A solution of a bromoacetal (1 eq), such as dimethyl 2-bromoacetaldehyde, and sodium iodide (1 eq) in DMF is stirred at ambient temperature for 0.5 h. To the solution is added a substituted thiol (1 eq), such as *n*-decyl thiol, followed by potassium carbonate (1 eq). The mixture is stirred at 25-10 80°C for 4-16 hours. The reaction is then taken up with ethyl acetate, washed twice with water and once with sat. NaCl. The organic layer is dried over MgSO₄ and the solvent is removed *in vacuo*. Purification on flash chromatography (hexan: ethyl acetate = 8:1) provides the corresponding thio-substituted acetal.

15

To a solution of the thio-substituted acetal in acetone was added 6 N HCl (1.5 eq). The reaction is stirred at room temperature for 5-16 hours. The solvent is removed *in vacuo* and the residue is dried under high vacuum to give crude thio-substituted aldehyde which is typically used without further purification.

20

General Procedure F
Preparation of Thio-Substituted Aldehydes

A mixture of a thiol ester (1 eq), such as methyl thioglycolate, sodium iodide (1 eq), an alkyl bromide (1 eq) and potassium carbonate (1 eq) in DMF is stirred at room temperature for 4-16 hours. The reaction is taken up with ethyl acetate and washed with water and brine. The organic layer is dried over

--104--

magnesium sulfate and solvent is removed *in vacuo*. Purification on flash chromatography provides the thio-substituted ester.

The thio-substituted ester in dry ether is treated with DIBAL-H (1 M solution in cyclohexane, 1.3 eq) at -78°C . The reaction is then stirred at -78°C for 2-4 hours. TLC is used to monitor the reaction progress. Upon completion, ethyl formate (0.5 eq) is added to quench the reaction. The reaction is then washed with 10% acetic acid, water and brine. The organic layer is dried over magnesium sulfate and the solvent removed to afford the crude thio-substituted aldehyde which is typically used without further purification.

10

General Procedure G Preparation of Alkoxy-Substituted Aldehydes

A solution of a hydroxyacetal (1 eq), such as dimethyl 2-hydroxyacetaldehyde, in THF is treated with sodium hydride (1 eq) at 0°C . After hydrogen evolution ceases, an alkyl bromide is added at 0°C . The reaction is then stirred at room temperature for 1-4 hours. The reaction is taken up with ethyl acetate and washed with water and brine. The solvent is removed *in vacuo* and the residue typically purified by flash chromatography to afford the alkoxy-substituted acetal.

To a solution of the alkoxy-substituted acetal in acetone is added 6 N HCl (1.5 eq). The reaction is stirred at room temperature for 5-16 hours. The solvent is removed *in vacuo* and the residue is dried under high vacuum to give crude alkoxy-substituted aldehyde which is typically used without further purification.

20

--105--

General Procedure H
Preparation of Sulfonamido-Substituted Aldehydes

A solution of an aminoacetal (1 eq), such as dimethyl 2-aminoacetaldehyde, and diisopropylethylamine (2 eq) in THF is treated with a sulfonyl chloride (1 eq) at 0°C. The reaction is then stirred at room temperature for 1-4 hours. The reaction is then taken up with ethyl acetate and washed with 0.1 N HCl, water and brine. The solvent is removed *in vacuo* and the residue purified by flash chromatography gave the sulfonamido-substituted acetal.

To a solution of the sulfonamido-substituted acetal in acetone is added 6 N HCl (1.5 eq). The reaction is stirred at room temperature for 5-16 hours. The solvent is then removed *in vacuo* and the residue is dried under high vacuum to give crude sulfonamido-substituted aldehyde which is typically used without further purification.

Example A
Preparation of Fmoc-Aminoacetaldehyde

Fmoc-protected aminoethanol was prepared from aminoethanol by conventional techniques (e.g., as described in Examples B and C below).

To a mixture of Fmoc-aminoethanol (37.64g, 133 mmol, 1.0 equiv), TEMPO (0.008 M in CH₂Cl₂, 332.5 mL, 2.66 mmol, 0.02 equiv), KBr (0.5 M in water, 53.2 mL, 26.6 mmol, 0.2 equiv) and ethyl acetate (1.500 mL), at 0 °C, was added NaOCl (0.35 M, buffered to pH 8.6 by NaHCO₃, 760 mL, 266 mmol, 2.0 equiv). A mechanical stir was used to ensure efficient stirring, and the reaction was monitored by TLC. After 20 min, the two layers were separated. The aqueous layer was extracted with ethyl acetate (2 × 250 mL), the combined organic layers were washed with saturated Na₂S₂O₃, water, and brine, dried over

--106--

Na₂SO₄, filtered and concentrated to about 400 mL. Hexane (1,600 mL) was added to give a white precipitate. After filtration, Fmoc-aminoacetaldehyde (25.2g, 67%) was collected as a white powder.

Example B
Preparation of N-Fmoc-2-(n-Decylamino)acetaldehyde

5

To a solution of n-decanoyl chloride (2.7 mL, 13 mmol, 1.0 eq) in methylene chloride (20 mL) in an ice/acetone bath was added a mixture of glycine methyl ester hydrochloride (2.0 g, 16 mmol, 1.2 eq) and DIPEA (5.1 mL, 29 mmol, 2.2 eq) in methylene chloride (20 mL) dropwise. The reaction was stirred
10 a further 60 min after complete addition, then washed with 3N hydrochloric acid (50 mL) twice, followed by saturated sodium bicarbonate (50 mL). The organics were dried over magnesium sulfate and the solvents removed under reduced pressure. Methyl 2-Decylamidoacetate (3.0 g, 12 mmol, 95%) was obtained which was used in the next step without further purification.

15

Under nitrogen, methyl 2-(n-decylamido)acetate (3.0 g, 12 mmol, 1.0 eq) was dissolved in anhydrous tetrahydrofuran (25 mL) and cooled in an ice bath. A solution of lithium aluminum hydride (1 N, 25 mL, 25 mmol, 2.0 eq) was added carefully. The resulting solution was refluxed under nitrogen overnight, then cooled in an ice bath. Tetrahydrofuran (50 mL) was added followed by slow
20 addition of sodium sulfate decahydrate until effervescence ceased. The mixture was allowed to warm to room temperature, filtered, then concentrated under vacuum. 2-(n-Decylamino)ethanol (2.3 g, 11 mmol, 93%) was obtained which was used without further purification.

25

2-(n-Decylamino)ethanol (2.3 g, 11 mmol, 1.1 eq) and DIPEA (2.0 mL, 11 mmol, 1.1 eq) were dissolved in methylene chloride (15 mL) and cooled in an ice bath. 9-Fluorenylmethyl chloroformate (2.6 g, 10 mmol, 1.0 eq) in methylene

--107--

chloride (15 mL) was added, the mixture stirred for 30 minutes then washed with 3N hydrochloric acid (50 mL) twice and saturated sodium bicarbonate (50 mL). The organics were dried over magnesium sulfate, and the solvents removed under reduced pressure. N-Fmoc-2-(decylamino)ethanol (4.6 g, 11 mmol, 108%) was used without further purification.

N-Fmoc-2-(n-Decylamino)ethanol (4.6 g, 11 mmol, 1.0 eq) and DIPEA (7.6 mL, 44 mmol, 4.0 eq) were dissolved in methylene chloride (30 mL) and cooled in an ice/acetone bath. A solution of sulfur trioxide pyridine complex (6.9 g, 43 mmol, 4.0 eq) in dimethyl sulfoxide (30 mL) was added, and the solution stirred for 20 minutes. Crushed ice was added and the mixture partitioned. The organics were washed with 3N hydrochloric acid twice, saturated sodium bicarbonate and saturated sodium chloride, dried over magnesium chloride, and concentrated under vacuum. N-Fmoc-2-(n-Decylamino)acetaldehyde (3.4 g, 8 mmol, 74%) was used without further purification (see example 5).

15

Example C Preparation of 2-(Decylamino)ethanol

A solution of aminoethanol (30.5 g, 500 mmol, 30.1 mL) and 1-bromodecane (27.65 g, 125 mmol, 26 mL) in ethanol was stirred at 65 °C for 4 hr. The solvent was removed under reduced pressure. The residue was diluted with EtOAc (800 mL) and the organic solution was washed with H₂O (2 x 200 mL); saturated aqueous NaHCO₃ (200 mL) and saturated brine (200 mL). The organic phase was dried over anhydrous Na₂SO₄, and concentrated under reduced pressure. The resulting crude product, 2-(decylamino)ethanol, was used without further purification.

--108--

Example D
Preparation of N-Fmoc-2-(*trans*-Dec-4-en-1-ylamino)acetaldehyde

trans-4-Decenal (7.2 g, 46.6 mmol) was mixed with 40 mL (0.37 mol) of aminoacetaldehyde dimethylacetal in 400 mL of methanol and stirred at room
5 temperature for 30 minutes. NaCNBH₃ (2.9 g, 46.6 mmol) was added, the reaction was cooled in an ice bath, and 27 mL (0.35 mol) of TFA was added dropwise over 5 minutes. The ice bath was then removed and the reaction was stirred for 70 minutes at room temperature, concentrated to a third of its volume, and partitioned between ethyl acetate (250 mL) and 1N NaOH (200 mL). The
10 organic layer was washed with water (3 x 75 mL), dried over MgSO₄, filtered and concentrated under reduced pressure to yield 11.1 g (45.6 mmol) of 2-(*trans*-dec-4-en-1-ylamino)acetaldehyde dimethyl acetal as a yellow oil that was used directly in the next step.

2-(*trans*-Dec-4-en-1-ylamino)acetaldehyde dimethyl acetal (10.5 g, 43.2
15 mmol) was mixed with dichloromethane (300 mL) and 7.5 mL (43.2 mmol) diisopropylethyl amine and 11.2 g (43.2 mmol) of FMOC-Cl was added portionwise. The reaction was stirred at room temperature for 3 hours and then poured into a solution of 10% KHSO₄ (200 mL). The organic layer was washed with water (200 mL), dried over MgSO₄, and concentrated under reduced
20 pressure. The resulting oil was chromatographed on silica gel in 10% EtOAc/Hexanes to give 16.1 g (34.6 mmol) of N-Fmoc-2-(*trans*-dec-4-en-1-ylamino)acetaldehyde dimethyl acetal as a clear oil that was used directly in the next step.

N-Fmoc-2-(*trans*-Dec-4-en-1-ylamino)acetaldehyde dimethyl acetal (5 g,
25 10.7 mmol) was mixed with 30 mL of TFA and stirred at room temperature for 30 minutes. The reaction was poured into water (140 mL) and centrifuged to obtain a clear oil. The supernatant was decanted and the oil was mixed with 40 mL of

--109--

water and centrifuged again. The supernatant was again decanted and the oil was dissolved in dichloromethane (100 mL), dried over MgSO₄, filtered, and concentrated under reduced pressure to obtain 5.2 g (12.3 mmol) of N-Fmoc-2-(*trans*-Dec-4-en-1-ylamino)acetaldehyde as a clear oil.

5

Example E
Preparation of a Compound of Formula V
(where R²² is OH and R²³ is -CH₂-N-(N-CH₃-D-glucamine))

Vancomycin (9.0 g, 5.16 mmol) was added to a solution of N-methyl-D-glucamine (5.03 g, 25.8 mmol) and 37% formaldehyde (0.43 mL, 5.4 mmol) in 10 50% aqueous acetonitrile (60 mL) under nitrogen and stirred at room temperature. After 4 hours, the acetonitrile was removed in vacuo, water (30 mL) was added, and the pH was adjusted to ~4 with 10% trifluoroacetic acid. The solution was purified by reverse-phase HPLC. Fractions containing the desired product were identified by mass spectrometry, pooled, and lyophilized to give the title 15 compound as a white powder. This intermediate may be further derivatized using the procedures described herein.

Example F
Preparation of a Compound of Formula IV
(where R¹⁵ and R¹⁶ are H, R²² is OH and R²⁷ is -CH₂CH₂-NH-Fmoc)

20 Vancomycin hydrochloride (4.00 g, 2.60 mmol) was suspended in 40 mL of 1,3-dimethyl-3,4,5,6-tetrahydro-2-(1H)-pyrimidinone and heated to 70°C for 15 minutes. N-(9-fluorenylmethoxycarbonyl)aminoacetaldehyde (720 mg, 2.6 mmol) was added and the mixture was heated at 70°C for one hour. Sodium cyanoborohydride (160 mg, 2.5 mmol) in 2 mL methanol was added and the 25 mixture was heated at 70°C for 2 hours, then cooled to room temperature. The reaction solution was added dropwise to 20 mL of acetonitrile, giving a precipitate that was collected by centrifugation. The precipitate was purified by reverse-phase

--110--

HPLC on a Ranin C18 Dynamax column (2.5 cm x 25 cm, 8 μ m particle size), at 10 mL/min flow rate using 0.045% TFA in water as buffer A and 0.045% TFA in acetonitrile as buffer B (HPLC gradient of 10-70% B over 90 minutes), which yielded the title intermediate as its trifluoroacetate salt. MS calculated: MH⁺, 1715;
5 Found, 1715.

This compound can be deprotected and further derivatized, for example, via reductive alkylation, as described herein.

Example G Preparation of an O-Ethyl Aglycone Derivative

10 Vancomycin hydrochloride hydrate (10 g, 6.4 mmol) was dissolved in 100 mL of dimethyl sulfoxide (DMSO) and 3-(dimethylamino)propylamine (3.2 mL, 26 mmol) was added. PyBOP (3.3 g, 6.4 mmol) and 1-hydroxybenzotriazole (HOBT, 0.9g, 6.4mmol) dissolved in 100 mL *N,N*-dimethylformamide (DMF) was added dropwise at room temperature. The reaction was stirred for one hour and
15 dripped into acetonitrile to give a white precipitate, which was filtered and washed with acetonitrile, ether and dried under vacuum to give a syrup of crude vancomycin 3-(dimethylamino)propyl amide.

A portion of this syrup was dissolved in 100 mL trifluoroacetic acid (TFA), heated at 323K for 2 hours, cooled to room temperature and added dropwise to
20 ether, resulting in a green precipitate. The precipitate was collected by filtration, dried under vacuum and purified by reverse-phase HPLC (2-50% acetonitrile in water containing 0.1% TFA) to give vancomycin 3-(dimethylamino)propyl amide aglycone, as its TFA salt.

The aglycone, as its trifluoroacetate salt (500 mg, 340 μ mol) was dissolved
25 in 5 mL DMF and potassium carbonate (500 mg, 3.6 mmol) was added. The

--112--

was filtered and triturated with ether (2 L). After filtration, the crude product was dried under high vacuum overnight.

An 8 x 26 cm column was packed with octadecyl bonded silical gel. The column was washed with 800 mL of 90% Solvent B [acetonitrile in water, 0.1% TFA] and equilibrated with 800 mL of 10% Solvent B. Crude product (10 g) was dissolved in 30% Solvent B (150 mL, containing 2 mL of 3 N HCl) and loaded onto the column. It was then flashed with 10%B (800 mL x 2), 40%B (800 mL x 3) and 90%B (800 mL). The fractions were checked by analytical HPLC. After lyophilization, N^{van}-Fmoc-aminoethyl vancomycin was obtained as its TFA salt.

10 N^{van}-Fmoc-aminoethyl vancomycin was deprotected to give N^{van}-aminoethyl vancomycin tri-TFA salt using conventional procedures (e.g. as described in Examples 2 and 3)

To a solution of N^{van}-aminoethyl vancomycin tri-TFA salt (15.5 mg, 8.4 micromol) in methanol:DMF:THF (2:1:1, 1.6mL) was added decanal (92 microL, 59 micromol) and sodium cyanoborohydride (0.1M in methanol, 45 microL, 4.5 micromol). After 45 minutes, the solvents were removed in vacuo, and the residue purified by preparative HPLC. The appropriate fractions were combined and lyophilized to give N^{van}-2-(*n*-decylamino)ethyl vancomycin (2.4 mg) as a white powder. Also isolated was N^{van},N^{van}-bis-2-(*n*-decylamino)ethyl vancomycin (2.9mg).

--113--

Example 2**Synthesis of a Compound of Formula III**(where R¹⁵ is -CH₂CH₂-NH-(CH₂)₉CH₃, R¹⁷ is H and R²² is OH)

Vancomycin hydrochloride (12 g, 7.7 mmol, 1.0 eq), N-Fmoc-2-(n-decylamino)acetaldehyde (3.2 g, 7.6 mmol, 1.0 eq) and DIPEA (2.6 mL, 14.9 mmol, 2.0 eq) were stirred at room temperature in DMF (120 mL) for 90 minutes. Sodium cyanoborohydride (1.4 g, 22 mmol, 3.0 eq) was added, followed by methanol (120 mL) then trifluoroacetic acid (1.8 mL, 23 mmol, 3.0 eq). The mixture was stirred for 60 minutes at room temperature, then the methanol removed under reduced pressure. The resulting solution was added to 600 mL diethyl ether giving a precipitate which was filtered, washed with ether, and dried under vacuum. The crude product was purified on a reverse-phase flash column, eluting with 10, 20, 30% acetonitrile in water (containing 0.1% trifluoroacetic acid) to remove polar impurities (such as residual vancomycin) then the product was eluted with 70% acetonitrile in water (containing 0.1% trifluoroacetic acid) to give 9 g of N^{van}-(N-Fmoc-2-n-decylaminoethyl) vancomycin as its trifluoroacetate salt (4.3 mmol, 56%).

N^{van}-(N-Fmoc-2-n-decylaminoethyl) vancomycin (100 mg) was dissolved in 1 mL DMF (1 mL) and treated with piperidine (200 uL) for 30 minutes. The mixture was precipitated into ether, centrifuged and washed with acetonitrile. Reverse-phase preparative HPLC (10-70% acetonitrile in water containing 0.1% trifluoroacetic acid over 120 minutes) gave N^{van}-2-(n-decylamino)ethyl vancomycin as its TFA salt.

--114--

Example 3**Synthesis of a Compound of Formula III**

(where R¹⁵ is -CH₂CH₂-NH-(CH₂)₉CH₃, R¹⁷ is H and R²² is -N-(D-glucosamine))

N^{van}-(N-Fmoc-2-n-decylaminoethyl) vancomycin (100 mg, 48 μmol, 1.0 eq)
5 was dissolved in 1 mL DMF and glucosamine hydrochloride was added (31 mg,
144 μmol, 3.0 eq). The mixture was stirred vigorously for 30 minutes (the
glucosamine hydrochloride did not fully dissolve), DIPEA (60 μL, 344 μmol, 7.2
eq) was added and the mixture stirred vigorously for a further 30 minutes. A
solution of benzotriazole-1-yl-oxy-tris-pyrrolidino-phosphonium
10 hexafluorophosphate (PyBOP, 50 mg, 96 μmol, 2.0 eq) and 1-
hydroxybenzotriazole (14 mg, 104 μmol, 2.2 eq) in 500 μL DMF was prepared.
The PyBOP solution was added in 5 batches of 60 μL at intervals of 5 minutes to
the vigorously stirred suspension of the other reaction components. The reaction
was stirred an additional 30 minutes then precipitated into acetonitrile. The solid
15 was collected by centrifugation, taken up in 1 mL *N,N*-dimethylformamide and
treated with 200 μL piperidine for 30 minutes. Precipitation into ether was
followed by centrifugation and the solid washed with acetonitrile. Reverse-phase
preparative HPLC (10-70% acetonitrile in water containing 0.1% trifluoroacetic
acid over 120 minutes) gave a compound of formula III where R¹⁵ is -CH₂CH₂-
20 NH-(CH₂)₉CH₃ and R²² is -N-(D-glucosamine as its trifluoroacetate salt.

Example 4**Synthesis of a Compound of Formula III**

(where R¹⁵ is -CH₂CH₂-NH-(CH₂)₉CH₃ and R²² is -NH-CH(COOH)CH₂COOH)

HOBt (1.47 g, 10.9 mmol), PyBOP (7.57 g, 14.6 mmol), and the bis-
25 fluorenylmethyl ester of L-aspartic acid (TFA, 6.26 g, 10.4 mmol) were added to
a well stirred solution of N^{van}-(N-Fmoc-2-n-decylaminoethyl) vancomycin (20 g,
10.4 mmol) and DIPEA (5.44 mL, 31.2 mmol) in DMF (440 mL). The reaction
was complete after 1 hr by MS. The mixture was precipitated into CH₃CN (4 L)

--115--

and centrifuged. The supernatant was decanted and the pellet redissolved in DMF (440 mL). Piperidine (44 mL) was added and the reaction monitored by MS. After 1 hr reaction was complete. Precipitate via dropwise addition to Et₂O (4 L) with continued stirring overnight. The solid was collected via filtration and dried in vacuo. The resulting solid was then triturated with CH₃CN and collected via filtration and dried *in vacuo* giving desired product as an off-white solid which was purified by reverse phase HPLC.

Example 5

Synthesis of a Compound of Formula V

10 (where R¹⁵ is H and R²³ is -CH₂-NH-CH₂CH₂-NH-(CH₂)₉CH₃)

To 50% aqueous acetonitrile (1.0 mL) was added diaminoethane (30 mg, 0.5 mmol), 37% formalin (7.6 uL, 0.20 mmol) and vancomycin hydrochloride (140 mg, 0.10 mmol). After stirring for 3h, the product was precipitated by the addition of acetonitrile (12 mL). The solid was isolated by centrifugation, then washed with ether (12 mL). The resulting solid was dried in vacuo, and purified by reverse-phase HPLC (5-15%B over 40min at a flow rate of 50ml/min). Fractions containing the desired product were identified by mass spectrometry, pooled, and lyophilized to give a compound of formula V where R²³ is -CH₂-NH-CH₂CH₂NH₂ (85 mg) as a white powder. MS calculated (MH⁺), 1520; found, 1520.

To a solution of the compound from the above step (80 mg, 0.040 mmol) in ethanol (1.0 mL) and DMF (1.0 mL) was added n-decanal (6.3 mg, 0.040 mmol), and the mixture was stirred for 45 minutes. Sodium cyanoborohydride (0.1M in methanol, 400 uL, 0.040 mmol) was then added and the mixture stirred for 3 hours. The solvents were removed in vacuo, and the residue purified by preparative HPLC. Fractions containing the desired product were identified by mass

--116--

spectrometry, pooled, and lyophilized to the title compound as a white powder.
MS calculated (MH⁺), 1661; found, 1661.

Example 6

Synthesis of a Compound of Formula V

5 (where R¹⁵ is -CH₂-NH-CH₂CH₂-NH-(CH₂)₉CH₃, R²² is -N-(D-glucosamine) and
R²³ is -CH₂-N-(N-CH₃-D-glucamine))

To 50% aqueous acetonitrile (10 mL) was added sequentially N-methyl-D-
glucamine (975 mg, 5.0 mmol), 37% formalin (84 uL, 1.1 mmol), DIPEA (348
uL, 2.0 mmol) and N^{van}-(N-Fmoc-2-n-decylaminoethyl) vancomycin (2.15 g, 1.030
10 mmol). After stirring for 16h, the product was precipitated by the addition of
acetonitrile (80 mL). The solid was isolated by centrifugation, then washed with
acetonitrile (80 mL). The solid was dissolved in DMF (6.0 mL) and piperidine
(2.0 mL). After 30 minutes, the product was precipitated by the addition of
acetonitrile (80 mL). The solid was isolated by centrifugation, then washed with
15 ether (80 mL). The resulting solid was dried in vacuo, and purified by reverse-
phase HPLC (10-35%B) over 40 min at a flow rate of 50 mL/min). Fractions
containing the desired product were identified by mass spectrometry, pooled, and
lyophilized to give a compound of formula V where R¹⁵ is -CH₂-NH-CH₂CH₂-NH-
(CH₂)₉CH₃ and R²³ is -CH₂-N-(N-CH₃-D-glucamine (1.34 g) as a white powder.
20 MS calculated (MH⁺), 1839; found, 1839.

The above compound (tetra TFA salt) (150 mg, 0.065 mmol) was dissolved
in DMF. To this solution was added sequentially D-glucosamine hydrochloride
(35 mg, 0.16 mmol), DIPEA (65 uL, 0.32 mmol), and a solution of PyBOP and
HOBT in DMF (3.85 mL of a solution 0.02 M in each, 0.077 mmol each). After
25 30 minutes, the product was precipitated by the addition of acetonitrile (40 mL).
The solid was isolated by centrifugation, then washed with acetonitrile (40 mL).
The resulting solid was dried in vacuo, and purified by reverse-phase HPLC (10-

--118--

purified by preparative HPLC to provide the title product. MS(M + H)
1522.0(M+, calculated 1519.45).

Example 9
Synthesis of a Compound of Formula VIII
(where R¹⁹ is -CH₂-C(O)OC(CH₃)₃)

5

Under nitrogen, the trifluoroacetate salt of vancomycin aglycone (385 mg, 310 μ mol) was dissolved in *N,N*-dimethylformamide (4 mL). Potassium carbonate (400 mg, 2.9 mmol) was added and the mixture was stirred vigorously at room temperature with for 55 minutes. *tert*-Butyl chloroacetate (44 μ L, 310 μ mol) was then added and the mixture stirred vigorously overnight. The crude reaction mixture was precipitated into diethyl ether (40 mL) and the solids were collected by centrifugation, washed with acetonitrile (40 mL) and taken up in 10% aqueous acetic acid. The title compound was obtained upon reverse-phase HPLC purification (calculated mass: 1256.4, observed (M+H): 1257.7).

10

15

Example 10
Synthesis of a Compound of Formula VIII
(where R¹⁹ is -CH₂CH₂CH₂-NH-(CH₂)₉CH₃)

20

A white suspension of vancomycin aglycon TFA salt (2.0 g, 1.59 mmol, 1.0 eq) Cs₂CO₃ (1.81 g, 5.56 mmol, 3.5 eq) and DMF (34.0 mL) was stirred at room temperature for 30 min. Then *t*-butyl N-(3-iodopropyl)carbamate (0.54 g, 1.9 mmol, 1.2 eq) was added. The reaction mixture was stirred for 24 h before quenching with acetic acid. The resulting brownish solution was dripped into water to give a white precipitate. Vacuum filtration gave 1.5 g a white crystalline solid which was used for next step without further purification.

25

To a mixture of the above compound (1.05 g, 0.75 mmol, 1.0 eq), DIPEA (0.65 mL, 3.75 mmol, 5.0 eq) and DMF (10 mL), was added Fmoc-Cl (0.19 g,

--119--

0.75 mmol, 1.05 eq) in portions. After stirring at room temperature for 4 h, TFA (0.6 mL) was added to quench the reaction. Then the reaction mixture was dripped into 500 mL of water to give a white precipitate. Filtration gave 1.1 g of a white crystalline solid which was used for next step without further purification.

5 The above compound (1.17 g) was dissolved in 5 mL of TFA, stirred at room temperature for 2 h. Then the reaction mixture was dripped into 200 mL of water to give a white precipitate. Filtration gave 0.95 g of a brownish solid which was used for next step without further purification.

10 To a mixture of the above compound (100 mg, 0.065 mmol, 1.0 eq), and decanal (26 μ L, 0.13 mmol, 2.0 eq) in DMF (1 mL) was added DIPEA (34 μ L, 0.20 mmol, 3.0 eq). The reaction was stirred at ambient temperature for 1 h. Then methanol (1 mL) and NaCNBH₃ (9 mg, 0.13 mmol, 2.0 eq) was added to the solution, followed by TFA (20 μ L, 0.26 mmol, 4.0 eq). Stirring was continued for 1 h at room temperature. After the reaction was completed, the reaction
15 mixture was precipitated in acetonitrile. Filtration gave a white crystalline solid which was used for next step without further purification.

20 The above compound was dissolved in 3 mL of DMF, addition of 0.5 mL of piperidine gave a light brownish solution. After stirring at ambient temperature for 2 h, reaction mixture was triturated in acetonitrile to give a white solid, a reverse-phase HPLC purification gave the title compound. MS (M+H) calculated: 1342.3; observed: 1342.8.

Using the above procedures and the appropriated starting materials the compounds shown in Tables I-VI were prepared. The mass spectral data for these compounds were as follows:

--120--

Compound No.	MW (free base)	Observed MH ⁺	
1	1632.6	1632.7	
2	1772.9	1774.5	
3	1604.6	1605.6	
5	4	1576.5	1577.5
5	5	1582.5	1583.4
6	6	1658.6	1659.3
7	7	1693.0	1693.1
8	8	1618.6	1619.2
10	9	1588.5	1589.1
10	10	1632.6	1634.0
11	11	1632.6	1633.1
12	12	1632.6	1634.0
13	13	1646.6	1647.2
15	14	1630.6	1631.6
15	15	1628.6	1626.9
16	16	---	---
17	17	1630.6	1631.9
18	18	---	---
20	19	1716.8	1718.2
20	20	1857.0	1859.2 (M+2H)
21	21	1793.8	1794.9
22	22	1747.7	1747.4
23	23	1854.2	1854.0
25	24	1779.7	1780.5
25	25	1789.7	1789.0
26	26	---	---

--121--

Compound No.	MW (free base)	Observed MH ⁺
27	1763.7	1764.6
28	1646.6	1646.0
29	1646.6	1646.4
30	1647.6	1646.7
5 31	1647.6	1646.6
32	1646.6	1645.5
33	1619.5	1618.5
34	1668.6	1667.4
35	1669.6	1669.2
10 36	1649.7	1648.7
37	1618.5	1619.9
38	1632.6	1631.9
39	1660.6	1661.6
40	1604.5	1605.5
15 41	1618.5	1619.9
42	1632.6	1633.7
43	1758.8	1760.1
44	---	---
45	---	---
20 46	---	---
47	---	---
48	---	---
49	---	---
50	---	---
25 51	1739.8	1739.4
52	---	---

--122--

	Compound No.	MW (free base)	Observed MH ⁺
	53	---	---
	54	1675.7	1676.6
	55	---	---
	56	---	---
5	57	---	---
	58	1719.7	1720.5
	59	---	---
	60	---	---
	61	1689.7	1690.7
10	62	---	---
	63	1703.7	1705.2
	64	---	---
	65	---	---
	66	---	---
15	67	---	---
	68	---	---
	69	---	---
	70	---	---
	71	---	---
20	72	---	---
	73	---	---
	74	---	---
	75	---	---
	76	---	---
25	77	---	---
	78	1582.5	1583.4

--123--

Compound No.	MW (free base)	Observed MH ⁺
79	---	---
80	---	---
81	---	---
82	---	---
5 83	---	---
84	1624.5	1625.9
85	1638.6	1639.4
86	1652.6	1654.1
87	1674.6	1676.0
10 88	---	---
89	1674.6	1676.0
90	---	---
91	---	---
92	---	---
15 93	---	---
94	---	---
95	1632.6	1633.7
96	1632.6	1634.0
97	1646.6	1646.9
20 98	1660.7	1661.9
99	1674.7	1675.7
100	1604.6	1605.6
101	1588.5	1589.1
102	1621.6	1620.6
25 103	1619.5	1619.1
104	1696.7	1695.8

--124--

Compound No.	MW (free base)	Observed MH ⁺	
105	1697.7	1696.9	
106	1628.6	1627.2	
107	1614.6	1615.2	
108	1586.5	1587.2	
5	109	1614.6	1615.2
110	1616.9	1617.8	
111	1688.6	1689.8	
112	1702.6	1703.9	
113	1723.0	1723.8	
10	114	1640.5	1641.8
115	1668.6	1669.4	
116	1696.7	1697.6	
117	1724.7	1726.2	
118	1638.6	1640.0	
15	119	1690.6	1690.6
120	1726.6	1728.3	
121	1744.7	1745.7	
122	1652.6	1653.2	
123	1680.7	1682.9	
20	124	1690.6	1691.3
125	1810.8	1811.0	
126	1712.7	1713.4	
127	1687.7	1688.3	
128	1719.7	1719.2	
25	129	1546.4	1547.1
130	1619.5	1618.5	

--125--

	Compound No.	MW (free base)	Observed MH ⁺
	131	1761.7	1761.2
	132	1818.8	1819.2
	133	1572.5	1571.1
	134	1832.8	1831.3
5	135	1832.8	1833.0
	136	1761.7	1761.3
	137	1718.7	1719.9
	138	1708.6	1709.1
	139	---	---
10	140	1917.9	1916.8
	141	1703.7	1704.8
	142	1807.8	1809.1
	143	1775.8	1776.9
	144	1873.7	1875.1
15	145	1809.8	1810.8
	146	1703.7	1703.9
	147	1674.6	1675.7
	148	1665.7	1665.8
	149	1653.7	1654.7
20	150	1690.6	1691.9
	151	1731.7	1732.8
	152	1743.0	1743.6
	153	1704.7	1703.6
	154	1809.8	1810.8
25	155	1759.8	1761.0
	156	1535.4	1536.7

--126--

Compound No.	MW (free base)	Observed MH ⁺	
157	1637.6	1637.3	
158	1743.0	1743.6	
159	1696.7	1696.4	
160	1757.1	1757.5	
5	161	1884.2	1885.0
162	1838.1	1838.7	
163	1758.7	1759.8	
164	1660.7	1661.5	
165	1760.8	1761.6	
10	166	1857.8	1858.6
167	1783.8	1785.0	
168	1887.7	1888.3	
169	1813.7	1814.3	
170	1776.6	1777.5	
15	171	1738.6	1739.7
172	1654.6	1655.6	
173	1670.6	1671.5	
174	1624.5	1625.6	
175	1662.6	1664.0	
20	176	1640.5	1641.5
177	1682.6	1683.8	
178	1638.6	1639.7	
179	1688.6	1689.5	
180	1684.6	1685.9	
25	181	1624.5	1625.9
182	1736.7	1737.6	

--127--

	Compound No.	MW (free base)	Observed MH ⁺
	183	1721.7	1721.7
	184	1783.8	1783.0
	185	1883.9	1885.0
	186	1878.8	1879.1
5	187	1716.7	1717.0
	188	1800.8	1801.0
	189	1802.9	1804.4
	190	1792.8	1794.2
	191	1840.9	1841.9
10	192	1766.7	1768.8
	193	1807.8	1808.8
	194	1780.8	1781.8
	195	1765.8	1766.9
	196	1808.8	1809.1
15	197	1775.8	1776.8
	198	1829.8	1830.8
	199	1809.8	1810.9
	200	1844.9	1847.2
	201	1778.8	1781.5
20	202	1803.9	1806.9
	203	1786.8	1789.8
	204	1729.7	1732.2
	205	1796.8	1799.5
	206	1750.7	1754.8
25	207	1892.9	1896.5
	208	1851.9	1855.9

--128--

Compound No.	MW (free base)	Observed MH ⁺
209	1865.9	1869.2
210	1841.9	1846.2 (M+2H)
211	1717.7	1718.7
212	1729.7	1731.0
5 213	1729.7	1731.0
214	1760.8	1761.0
215	1795.8	1796.4
216	1703.7	1705.1
217	1761.7	1763.4
10 218	1830.8	1830.9
219	1731.7	1733.1
220	1775.8	1777.5
221	1760.8	1761.9
222	1743.7	1744.8
15 223	2098.1	2085 (M+2H)
224	2020.1	2022.2 (M+2H)
225	1743.0	1743.7
226	1764.7	1765.6
227	1784.7	1784.8
20 228	1740.6	1740.8
229	1697.7	1698.5
230	1647.6	1648.7
231	1855.5	1856.8
232	1655.6	1656.5
25 233	1677.7	1679.0
234	1635.6	1636.7

--129--

	Compound No.	MW (free base)	Observed MH ⁺
	235	1811.8	1812.6
	236	1711.7	1712.7
	237	1649.7	1649.5
	238	1663.7	1663.5
5	239	1683.7	1684.4
	240	1649.7	1650.7
	241	1669.7	1669.9
	242	1725.8	1726.6
	243	1669.7	1670.6
10	244	1661.7	1661.7
	245	1774.5	1774.6
	246	1788.6	1788.7
	247	1726.1	1726.6
	248	1740.1	1741.0
15	249	1663.7	1664.5
	250	1667.7	1678.9
	251	1699.7	1700.5
	252	1659.7	1660.3
	253	1740.1	1740.7
20	254	1754.1	1754.5
	255	1699.6	1700.5
	256	1810.8	1810.9
	257	1757.6	1759.6
	258	1716.7	1717.6
25	259	1786.7	1786.4
	260	1665.7	1665.8

--130--

	Compound No.	MW (free base)	Observed MH ⁺
	261	1699.7	1699.7
	262	1713.7	1714.6
	263	1722.1	1722.9
	264	1736.2	1736.8
5	265	1681.7	1680.8
	266	1826.8	1826.1
	267	1706.7	1706.0
	268	1675.7	1674.2
	269	1718.7	1718.6
10	270	1690.6	1691.3
	271	1748.7	1749.2
	272	1723.7	1722.2
	273	1810.8	1811.0
	274	1774.7	---
15	275	1766.7	1768.0
	276	1889.0	1898.8
	277	1718.7	1719.1
	278	1840.8	1842.0
	279	1830.8	1830.9
20	280	1846.0	1846.8
	281	1674.6	1675.7
	282	1839.8	1840.4
	283	1900.2	1900.4
	284	1855.8	1857.1
25	285	2001.0	2001.6
	286	1954.9	1954.5

--131--

	Compound No.	MW (free base)	Observed MH ⁺
	287	1661.7	1662.7
	288	1857.2	1857.2
	289	1719.6	1720.4
	290	1801.9	1803.0
5	291	1733.7	1735.8
	292	1775.8	1776.6
	293	1731.7	1732.8
	294	1749.8	1750.8
	295	1735.7	1736.7
10	296	1749.8	1750.5
	297	1746.8	1747.8
	298	1832.0	1832.7
	299	1769.8	1771.2
	300	1788.8	1790.1
15	301	1774.8	1776.3
	302	1875.8	1874.7
	303	1903.9	1901.9
	304	1954.9	1954.5
	305	1855.8	1857.1
20	306	1855.8	1857.1
	307	1915.8	---
	308	2047.1	2048.6 (M+2H)
	309	1811.8	1813.2
	310	1861.0	1861.9
25	311	1856.9	1856.6
	312	1839.8	1840.8

--132--

Compound No.	MW (free base)	Observed MH ⁺	
313	1633.6	1634.8	
314	1777.7	1779.0	
315	1697.7	1698.7	
316	1725.7	1726.6	
5	317	1753.8	1754.8
318	1689.7	1690.9	
319	1872.9	1872.8	
320	1950.3	1951.1	
321	1835.8	1836.9	
10	322	1813.8	1813.6
323	1964.3	1964.9	
324	1845.8	1846.8	
325	1755.7	1757.1	
326	1930.3	1931.5	
15	327	1894.9	1896.1
328	1766.8	1766.3	
329	1864.8	1866.1	
330	1867.9	1868.6	
331	1857.7	1858.9	
20	332	1947.8	1948.9
333	1877.8	1878.7	
334	1809.8	1811.1	
335	1825.8	1827.1	
336	1833.9	1834.8	
25	337	1914.9	1915.3
338	1650.6	1651.6	

--133--

	Compound No.	MW (free base)	Observed MH ⁺
	339	1664.7	1665.7
	340	1739.7	1740.7
	341	1678.7	1679.2
	342	1711.7	1712.2
5	343	1933.8	1935.2
	344	1706.8	1707.7
	345	1767.8	1768.6
	346	1698.7	1699.0
	347	1726.7	1727.8
10	348	1754.8	1755.4
	349	1772.7	1773.4
	350	1904.9	1905.8
	351	1738.8	1739.8
	352	1856.9	1856.6
15	353	1505.4	1506.1
	354	1505.4	1506.7
	355	1688.8	1689.8
	356	1712.7	1713.9
	357	1666.6	1668.7
20	358	1589.6	1590.8
	359	1603.6	1604.6
	360	1633.6	1635.1
	361	1633.6	1634.3
	362	1634.5	1635.5
25	363	1547.5	1548.1
	364	1642.6	1643.6

--134--

	Compound No.	MW (free base)	Observed MH ⁺
	365	1620.5	1621.7
	366	1618.6	1620.0
	367	1604.6	1605.5
	368	1588.6	1590.8
5	369	1652.6	1653.5
	370	1576.5	1576.7
	371	1668.6	1669.7
	372	1668.6	1669.7
	373	1756.7	1758.2
10	374	1751.6	1753.0
	375	1589.5	1590.5
	376	1673.6	1674.8
	377	1675.7	1676.1
	378	1641.5	1642.0
15	379	1640.5	1640.7
	380	1665.6	1666.8
	381	1713.7	1714.2
	382	1639.6	1641.0
	383	1680.6	1682.0
20	384	1653.6	1654.7
	385	1638.6	1638.9
	386	1681.6	1683.5
	387	1650.5	1651.9
	388	1688.6	1704.0
25	389	1657.7	1659.0
	390	1648.6	1650.0

--135--

	Compound No.	MW (free base)	Observed MH ⁺
	391	1656.5	1657.8
	392	1710.6	1711.4
	393	1682.6	1683.5
	394	1719.6	1720.7
5	395	1699.5	1698.7
	396	1653.5	1654.7
	397	1678.6	1679.8
	398	1661.6	1661.8
	399	1604.5	1605.4
10	400	1671.6	1672.0
	401	1604.6	1605.7
	402	1695.7	1696.7
	403	1562.5	1562.9
	404	1632.6	1634.0
15	405	1618.6	1619.9
	406	1709.7	1710.7
	407	1737.7	1738.9
	408	1765.8	1766.8
	409	1662.7	1663.5
20	410	1676.7	1676.8
	411	1751.8	1753.0
	412	1690.7	1691.2
	413	1723.7	1723.9
	414	1718.8	1719.7
25	415	1710.7	1711.6
	416	1738.8	1738.9

--136--

Compound No.	MW (free base)	Observed MH ⁺
417	1766.8	1767.4
418	1784.7	1784.4
419	1313.3	1314.6
420	1256.4	1257.7
421	1631.6	1632.2
422	1342.3	1342.8

5

Example 11
Determination of Antibacterial Activity

A. *In Vitro* Determination of Antibacterial Activity

10

1. Determination of Minimal Inhibitory Concentrations (MICs)

Bacterial strains were obtained from either American Type Tissue Culture Collection (ATCC), Stanford University Hospital (SU), Kaiser Permanente Regional Laboratory in Berkeley (KPB), Massachusetts General Hospital (MGH), the Centers for Disease Control (CDC), the San Francisco Veterans' Administration Hospital (SFVA) or the University of California San Francisco Hospital (UCSF). Vancomycin resistant enterococci were phenotyped as Van A or Van B based on their sensitivity to teicoplanin. Some vancomycin resistant enterococci that had been genotyped as Van A, Van B, Van C1 or Van C2 were obtained from the Mayo Clinic.

15

20

Minimal inhibitory concentrations (MICs) were measured in a microdilution broth procedure under NCCLS guidelines. Routinely, the compounds were serially diluted into Mueller-Hinton broth in 96-well microtiter plates. Overnight cultures of bacterial strains were diluted based on absorbance at 600 nm so that the final concentration in each well was 5×10^8 cfu/mL. Plates

--137--

were returned to a 35°C incubator. The following day (or 24 hours in the case of Enterococci strains), MICs were determined by visual inspection of the plates. Strains routinely tested in the initial screen included methicillin-sensitive *Staphylococcus aureus* (MSSA), methicillin-resistant *Staphylococcus aureus*,
5 methicillin-sensitive *Staphylococcus epidermidis* (MSSE), methicillin-resistant *Staphylococcus epidermidis* (MRSE), vancomycin sensitive *Enterococcus faecium* (VSE Fm), vancomycin sensitive *Enterococcus faecalis* (VSE Fs), vancomycin resistant *Enterococcus faecium* also resistant to teicoplanin (VRE Fm Van A), vancomycin resistant *Enterococcus faecium* sensitive to teicoplanin (VRE Fm Van
10 B), vancomycin resistant *Enterococcus faecalis* also resistant to teicoplanin (VRE Fs Van A), vancomycin resistant *Enterococcus faecalis* sensitive to teicoplanin (VRE Fs Van B), enterococcus gallinarium of the Van A genotype (VRE Gm Van A), enterococcus gallinarium of the Van C-1 genotype (VRE Gm Van C-1), enterococcus casseliflavus of the Van C-2 genotype (VRE Cs Van C-2),
15 enterococcus flavescens of the Van C-2 genotype (VRE Fv Van C-2), and penicillin-sensitive *Streptococcus pneumoniae* (PSSP) and penicillin-resistant *Streptococcus pneumoniae* (PSRP). Because of the inability of PSSP and PSRP to grow well in Mueller-Hinton broth, MICs with those strains were determined using either TSA broth supplemented with defibrinated blood or blood agar plates.
20 Compounds which had significant activity against the strains mentioned above were then tested for MIC values in a larger panel of clinical isolates including the species listed above as well as non-speciated coagulase negative *Staphylococcus* both sensitive and resistant to methicillin (MS-CNS and MR-CNS). In addition, they were tested for MICs against gram negative organisms, such as *Escherichia*
25 *coli* and *Pseudomonas aeruginosa*.

2. Determination of Kill Time

Experiments to determine the time required to kill the bacteria were conducted as described in Lorian, "Antibiotics in Laboratory Medicine", Fourth

--138--

Edition, Williams and Wilkins (1991), the disclosure of which is incorporated herein by reference in its entirety. These experiments were conducted normally with both staphylococcus and enterococcus strains.

5 Briefly, several colonies were selected from an agar plate and grown at 35°C under constant agitation until it achieved a turbidity of approximately 1.5 and 10⁸ CFU/mL. The sample was then diluted to about 6 x 10⁶ CFU/mL and incubated at 35°C under constant agitation was continued. At various times aliquots were removed and five ten-fold serial dilutions were performed. The pour plate method was used to determine the number of colony forming units (CFUs).

10 The compounds of this invention were active in the above tests *in vitro* tests and demonstrated a broad spectrum of activity.

B. In Vivo Determination of Antibacterial Activity

1. Acute Tolerability Studies in Mice

15 In these studies, a compound of this invention was administered either intravenously or subcutaneously and observed for 5-15 minutes. If there were no adverse effects, the dose was increased in a second group of mice. This dose incrementation continued until mortality occurred, or the dose was maximized. Generally, dosing began at 20 mg/kg and increased by 20 mg/kg each time until the maximum tolerated dose (MTD) is achieved.

20 2. Bioavailability Studies in Mice

Mice were administered a compound of this invention either intravenously or subcutaneously at a therapeutic dose (in general, approximately 50 mg/kg). Groups of animals were placed in metabolic cages so that urine and feces could be collected for analysis. Groups of animals (n=3) were sacrificed at various times
25 (10 min, 1 hour and 4 hours). Blood was collected by cardiac puncture and the

--139--

following organs were harvested—lung, liver, heart, brain, kidney, and spleen. Tissues were weighed and prepared for HPLC analysis. HPLC analysis on the tissue homogenates and fluids was used to determine the concentration of the test compound or Iil present. Metabolic products resulting from changes to the test
5 compound were also determined at this juncture.

3. Mouse Septecemia Model

In this model, an appropriately virulent strain of bacteria (most commonly S. aureus, or E. Faecalis or E. Faecium) was administered to mice (N=5 to 10 mice per group) intraperitoneally. The bacteria was combined with hog gastric
10 mucin to enhance virulence. The dose of bacteria (normally 10^6 - 10^7) was that sufficient to induce mortality in all of the mice over a three day period. One hour after the bacteria was administered, a compound of this invention was administered in a single dose either IV or subcutaneously. Each dose was administered to groups of 5 to 10 mice, at doses that typically ranged from a
15 maximum of about 20 mg/kg to a minimum of less than 1 mg/kg. A positive control (normally vancomycin with vancomycin sensitive strains) was administered in each experiment. The dose at which approximately 50% of the animals are saved was calculated from the results.

4. Neutropenic Thigh Model

20 In this model, antibacterial activity of a compound of this invention was evaluated against an appropriately virulent strain of bacteria (most commonly S. aureus, or E. Faecalis or E. Faecium, sensitive or resistant to vancomycin). Mice were initially rendered neutropenic by administration of cyclophosphamide at 200 mg/kg on day 0 and day 2. On day 4 they were infected in the left anterior thigh
25 by an IM injection of a single dose of bacteria. The mice were then administered the test compound one hour after the bacteria and at various later times (normally 1, 2.5, 4 and 24 hours) the mice were sacrificed (3 per time point) and the thigh

--140--

excised, homogenized and the number of CFUs (colony forming units) were determined by plating. Blood was also plated to determine the CFUs in the blood.

5. Pharmacokinetic Studies

The rate at which a compound of this invention is removed from the blood
5 can be determined in either rats or mice. In rats, the test animals were cannulated
in the jugular vein. The test compound was administered via tail vein injection,
and at various time points (normally 5, 15, 30,60 minutes and 2,4,6 and 24 hours)
blood was withdrawn from the cannula. In mice, the test compound was also
administered via tail vein injection, and at various time points. Blood was
10 normally obtained by cardiac puncture. The concentration of the remaining test
compound was determined by HPLC.

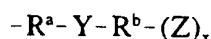
The compounds of this invention were active in the above tests *in vivo* tests
and demonstrated a broad spectrum of activity.

While the present invention has been described with reference to the
15 specific embodiments thereof, it should be understood by those skilled in the art
that various changes may be made and equivalents may be substituted without
departing from the true spirit and scope of the invention. In addition, many
modifications may be made to adapt a particular situation, material, composition
of matter, process, process step or steps, to the objective, spirit and scope of the
20 present invention. All such modifications are intended to be within the scope of
the claims appended hereto.

--141--

WHAT IS CLAIMED IS:

1. A glycopeptide compound having at least one substituent of the formula:



5 wherein

each R^a is independently selected from the group consisting of alkylene, substituted alkylene, alkenylene, substituted alkenylene, alkynylene and substituted alkynylene;

10 each R^b is independently selected from the group consisting of a covalent bond, alkylene, substituted alkylene, alkenylene, substituted alkenylene, alkynylene and substituted alkynylene, provided R^b is not a covalent bond when Z is hydrogen;

15 each Y is independently selected from the group consisting of oxygen, sulfur, -S-S-, -NR^c-, -S(O)-, -SO₂-, -NR^cC(O)-, -OC(O)-, -NR^cSO₂-, -OSO₂-, -C(O)NR^c-, -C(O)O-, -SO₂NR^c-, -SO₂O-, -P(O)(OR^c)O-, -P(O)(OR^c)NR^c-, -OP(O)(OR^c)O-, -OP(O)(OR^c)NR^c-, -OC(O)O-, -NR^cC(O)O-, -NR^cC(O)NR^c-, -OC(O)NR^c- and -NR^cSO₂NR^c-;

each Z is independently selected from hydrogen, aryl, cycloalkyl, cycloalkenyl, heteroaryl and heterocyclic;

20 each R^c is independently selected from the group consisting of hydrogen, alkyl, substituted alkyl, alkenyl, substituted alkenyl, alkynyl, substituted alkynyl, cycloalkyl, substituted cycloalkyl, cycloalkenyl, substituted cycloalkenyl, aryl, heteroaryl, heterocyclic and -C(O)R^d;

25 each R^d is independently selected from the group consisting of alkyl, substituted alkyl, alkenyl, substituted alkenyl, alkynyl, substituted alkynyl,

--142--

cycloalkyl, substituted cycloalkyl, cycloalkenyl, substituted cycloalkenyl, aryl, heteroaryl and heterocyclic;

x is 1 or 2;

and pharmaceutically acceptable salts thereof;

5 provided that:

(i) when Y is $-NR^c-$, R^c is alkyl of 1 to 4 carbon atoms, Z is hydrogen and R^b is alkylene, then R^b contains at least 5 carbon atoms;

(ii) when Y is $-C(O)NR^c-$, Z is hydrogen and R^b is alkylene, then R^b contains at least 5 carbon atoms;

10 (iii) when Y is sulfur, Z is hydrogen and R^b is alkylene, then R^b contains at least 7 carbon atoms; and

(iv) when Y is oxygen, Z is hydrogen and R^b is alkylene, then R^b contains at least 11 carbon atoms.

2. The compound of Claim 1, wherein the glycopeptide compound is substituted with from 1 to 3 substituents of the formula $-R^a-Y-R^b-(Z)_x$.

3. The compound of Claim 2, wherein each R^a is independently selected from alkylene having from 1 to 10 carbon atoms.

4. The compound of Claim 3, wherein R^a is ethylene or propylene.

5. The compound of Claim 2, wherein Z is hydrogen and R^b is alkylene of from 8 to 12 carbon atoms.

6. The compound of Claim 5, wherein R^b and Z form an n -octyl, n -nonyl, n -decyl, n -undecyl or n -dodecyl group.

--143--

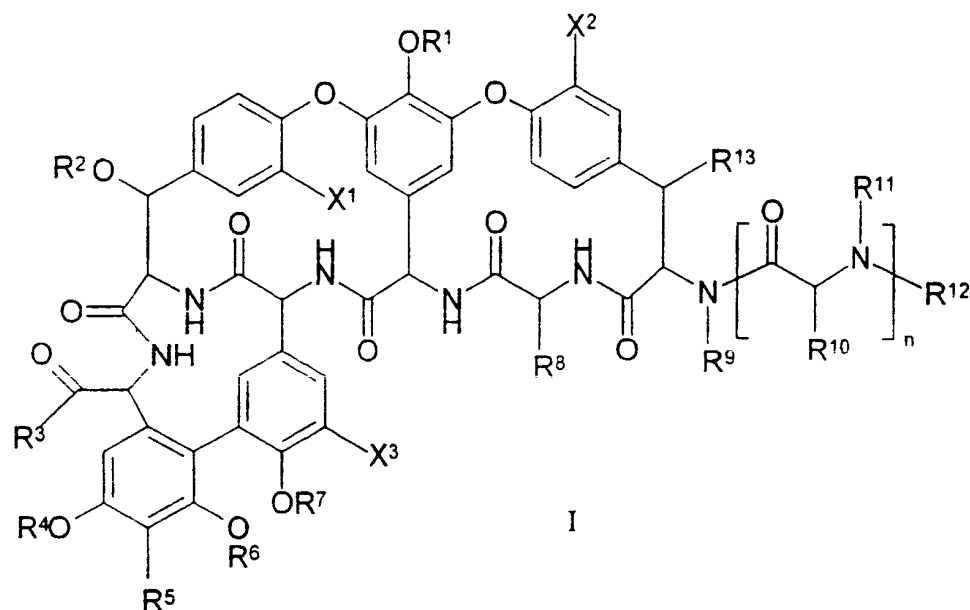
7. The compound of Claim 2, wherein Z is aryl, cycloalkyl, cycloalkenyl, heteroaryl or heterocyclic and R^b is a covalent bond or alkylene of from 1 to 10 carbon atoms.
8. The compound of Claim 7, wherein Z is aryl and R^b is a covalent bond, methylene, -(CH₂)₆-, -(CH₂)₇-, -(CH₂)₈-, -(CH₂)₉- or -(CH₂)₁₀-.
9. The compound of Claim 2, wherein each Y is independently selected from the group consisting of oxygen, sulfur, -S-S-, -NR^c-, -S(O)-, -SO₂-, -NR^cC(O)-, -OC(O)-, -NR^cSO₂-, -C(O)NR^c-, -C(O)O- and -SO₂NR^c-.
10. 10. The compound of Claim 9, wherein Y is oxygen, sulfur, -NR^c- or -NR^cSO₂-.
11. The compound of Claim 2, wherein each Z is independently selected from hydrogen, aryl, cycloalkyl, heteroaryl and heterocyclic.
12. The compound of Claim 11, wherein Z is hydrogen or aryl.
15. 13. The compound of Claim 12, wherein Z is phenyl, substituted phenyl, biphenyl, substituted biphenyl or terphenyl.
14. The compound of Claim 2, wherein the -R^a-Y-R^b-(Z)_x group is selected from the group consisting of:
20. -CH₂CH₂-NH-(CH₂)₉CH₃;
-CH₂CH₂CH₂-NH-(CH₂)₈CH₃;
-CH₂CH₂CH₂CH₂-NH-(CH₂)₇CH₃;
-CH₂CH₂-NHSO₂-(CH₂)₉CH₃;

--144--

- CH₂CH₂-NHSO₂-(CH₂)₁₁CH₃;
- CH₂CH₂-S-(CH₂)₈CH₃;
- CH₂CH₂-S-(CH₂)₉CH₃;
- CH₂CH₂-S-(CH₂)₁₀CH₃;
- 5 -CH₂CH₂CH₂-S-(CH₂)₈CH₃;
- CH₂CH₂CH₂-S-(CH₂)₉CH₃;
- CH₂CH₂CH₂-S-(CH₂)₃-CH=CH-(CH₂)₄CH₃ (*trans*);
- CH₂CH₂CH₂CH₂-S-(CH₂)₇CH₃;
- CH₂CH₂-S(O)-(CH₂)₉CH₃;
- 10 -CH₂CH₂-S-(CH₂)₆Ph;
- CH₂CH₂-S-(CH₂)₈Ph;
- CH₂CH₂CH₂-S-(CH₂)₈Ph;
- CH₂CH₂-NH-CH₂-4-(4-Cl-Ph)-Ph;
- CH₂CH₂-NH-CH₂-4-[4-CH₃)₂CHCH₂]-Ph;
- 15 -CH₂CH₂-NH-CH₂-4-(4-CF₃-Ph)-Ph;
- CH₂CH₂-S-CH₂-4-(4-Cl-Ph)-Ph;
- CH₂CH₂-S(O)-CH₂-4-(4-Cl-Ph)-Ph;
- CH₂CH₂CH₂-S-CH₂-4-(4-Cl-Ph)-Ph;
- CH₂CH₂CH₂-S(O)-CH₂-4-(4-Cl-Ph)-Ph;
- 20 -CH₂CH₂CH₂-S-CH₂-4-[3,4-di-Cl-PhCH₂O)-Ph;
- CH₂CH₂-NHSO₂-CH₂-4-[4-(4-Ph)-Ph]-Ph;
- CH₂CH₂CH₂-NHSO₂-CH₂-4-(4-Cl-Ph)-Ph;
- CH₂CH₂CH₂-NHSO₂-CH₂-4-(Ph-C≡C-)-Ph;
- CH₂CH₂CH₂-NHSO₂-4-(4-Cl-Ph)-Ph; and
- 25 -CH₂CH₂CH₂-NHSO₂-4-(naphth-2-yl)-Ph.

--145--

15. A compound of formula I:



wherein

R^1 is selected from the group consisting of hydrogen, alkyl, substituted
 5 alkyl, alkenyl, substituted alkenyl, alkynyl, substituted alkynyl, cycloalkyl,
 substituted cycloalkyl, cycloalkenyl, substituted cycloalkenyl, aryl, heteroaryl,
 heterocyclic and $-R^a-Y-R^b-(Z)_x$; or a saccharide group optionally substituted
 with $-R^a-Y-R^b-(Z)_x$;

R^2 is hydrogen or a saccharide group optionally substituted with
 10 $-R^a-Y-R^b-(Z)_x$;

R^3 is $-OR^c$, $-NR^cR^c$, $-O-R^a-Y-R^b-(Z)_x$, $-NR^c-R^a-Y-R^b-(Z)_x$, $-NR^cR^c$, or
 $-O-R^c$;

R^4 is selected from the group consisting of hydrogen, alkyl, substituted
 15 alkyl, alkenyl, substituted alkenyl, alkynyl, substituted alkynyl, $-R^a-Y-R^b-(Z)_x$,
 $-C(O)R^d$ and a saccharide group optionally substituted with $-R^a-Y-R^b-(Z)_x$;

--146--

R⁵ is selected from the group consisting of hydrogen, halo,
-CH(R^c)-NR^cR^c, -CH(R^c)-NR^cR^c and -CH(R^c)-NR^c-R^a-Y-R^b-(Z)_x;

R⁶ is selected from the group consisting of hydrogen, alkyl, substituted
alkyl, alkenyl, substituted alkenyl, alkynyl, substituted alkynyl, -R^a-Y-R^b-(Z)_x,
5 -C(O)R^d and a saccharide group optionally substituted with -NR^c-R^a-Y-R^b-(Z)_x,
or R⁵ and R⁶ can be joined, together with the atoms to which they are attached,
form a heterocyclic ring optionally substituted with -NR^c-R^a-Y-R^b-(Z)_x;

R⁷ is selected from the group consisting of hydrogen, alkyl, substituted
alkyl, alkenyl, substituted alkenyl, alkynyl, substituted alkynyl, -R^a-Y-R^b-(Z)_x,
10 and -C(O)R^d;

R⁸ is selected from the group consisting of hydrogen, alkyl, substituted
alkyl, alkenyl, substituted alkenyl, alkynyl, substituted alkynyl, cycloalkyl,
substituted cycloalkyl, cycloalkenyl, substituted cycloalkenyl, aryl, heteroaryl and
heterocyclic;

15 R⁹ is selected from the group consisting of hydrogen, alkyl, substituted
alkyl, alkenyl, substituted alkenyl, alkynyl, substituted alkynyl, cycloalkyl,
substituted cycloalkyl, cycloalkenyl, substituted cycloalkenyl, aryl, heteroaryl and
heterocyclic;

R¹⁰ is selected from the group consisting of hydrogen, alkyl, substituted
20 alkyl, alkenyl, substituted alkenyl, alkynyl, substituted alkynyl, cycloalkyl,
substituted cycloalkyl, cycloalkenyl, substituted cycloalkenyl, aryl, heteroaryl and
heterocyclic; or R⁸ and R¹⁰ are joined to form -Ar¹-O-Ar²-, where Ar¹ and Ar²
are independently arylene or heteroarylene;

R¹¹ is selected from the group consisting of hydrogen, alkyl, substituted
25 alkyl, alkenyl, substituted alkenyl, alkynyl, substituted alkynyl, cycloalkyl,
substituted cycloalkyl, cycloalkenyl, substituted cycloalkenyl, aryl, heteroaryl and
heterocyclic, or R¹⁰ and R¹¹ are joined, together with the carbon and nitrogen
atoms to which they are attached, to form a heterocyclic ring;

--147--

R¹² is selected from the group consisting of hydrogen, alkyl, substituted alkyl, alkenyl, substituted alkenyl, alkynyl, substituted alkynyl, cycloalkyl, substituted cycloalkyl, cycloalkenyl, substituted cycloalkenyl, aryl, heteroaryl, heterocyclic, -C(O)R^d, -C(NH)R^d, -C(O)NR^cR^c, -C(O)OR^d, -C(NH)NR^cR^c and
 5 -R^a-Y-R^b-(Z)_x, or R¹¹ and R¹² are joined, together with the nitrogen atom to which they are attached, to form a heterocyclic ring;

R¹³ is selected from the group consisting of hydrogen or -OR¹⁴;

R¹⁴ is selected from hydrogen, -C(O)R^d and a saccharide group;

each R^a is independently selected from the group consisting of alkylene,
 10 substituted alkylene, alkenylene, substituted alkenylene, alkynylene and substituted alkynylene;

each R^b is independently selected from the group consisting of a covalent bond, alkylene, substituted alkylene, alkenylene, substituted alkenylene, alkynylene and substituted alkynylene, provided R^b is not a covalent bond when Z
 15 is hydrogen;

each R^c is independently selected from the group consisting of hydrogen, alkyl, substituted alkyl, alkenyl, substituted alkenyl, alkynyl, substituted alkynyl, cycloalkyl, substituted cycloalkyl, cycloalkenyl, substituted cycloalkenyl, aryl, heteroaryl, heterocyclic and -C(O)R^d;

20 each R^d is independently selected from the group consisting of alkyl, substituted alkyl, alkenyl, substituted alkenyl, alkynyl, substituted alkynyl, cycloalkyl, substituted cycloalkyl, cycloalkenyl, substituted cycloalkenyl, aryl, heteroaryl and heterocyclic;

R^e is a saccharide group;

25 X¹, X² and X³ are independently selected from hydrogen or chloro;

each Y is independently selected from the group consisting of oxygen, sulfur, -S-S-, -NR^c-, -S(O)-, -SO₂-, -NR^cC(O)-, -OSO₂-, -OC(O)-, -NR^cSO₂-, -C(O)NR^c-, -C(O)O-, -SO₂NR^c-, -SO₂O-, -P(O)(OR^c)O-,

--148--

-P(O)(OR^c)NR^c-, -OP(O)(OR^c)O-, -OP(O)(OR^c)NR^c-, -OC(O)O-,
-NR^cC(O)O-, -NR^cC(O)NR^c-, -OC(O)NR^c- and -NR^cSO₂NR^c-;

each Z is independently selected from hydrogen, aryl, cycloalkyl,
cycloalkenyl, heteroaryl and heterocyclic;

5 n is 0, 1 or 2;

 x is 1 or 2;

 and pharmaceutically acceptable salts, stereoisomers and prodrugs thereof;

 provided that at least one of R¹, R², R³, R⁴, R⁵, R⁶, R⁷ or R¹² has a
substituent of the formula -R^a-Y-R^b-(Z)_x;

10 and further provided that:

(i) when Y is -NR^c-, R^c is alkyl of 1 to 4 carbon atoms, Z is hydrogen
and R^b is alkylene, then R^b contains at least 5 carbon atoms;

(ii) when Y is -C(O)NR^c-, Z is hydrogen and R^b is alkylene, then R^b
contains at least 5 carbon atoms;

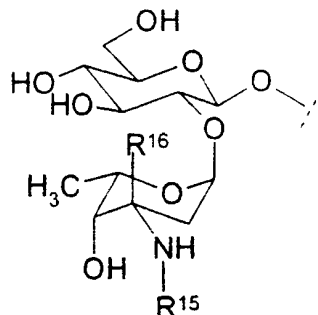
15 (iii) when Y is sulfur, Z is hydrogen and R^b is alkylene, then R^b
contains at least 7 carbon atoms; and

(iv) when Y is oxygen, Z is hydrogen and R^b is alkylene, then R^b
contains at least 11 carbon atoms.

20 16. The compound of Claim 15, wherein R¹ is a saccharide group
optionally substituted with -R^a-Y-R^b-(Z)_x.

 17. The compound of Claim 16, wherein R¹ is a saccharide group of the
formula:

--149--



wherein

R^{15} is $-R^a-Y-R^b-(Z)_x$; and

R^{16} is hydrogen or methyl.

18. The compound of Claim 17, wherein R^{15} is a $-R^a-Y-R^b-(Z)_x$ group
- 5 selected from the group consisting of:
- CH₂CH₂-NH-(CH₂)₉CH₃;
 - CH₂CH₂CH₂-NH-(CH₂)₈CH₃;
 - CH₂CH₂CH₂CH₂-NH-(CH₂)₇CH₃;
 - CH₂CH₂-NHSO₂-(CH₂)₉CH₃;

10

 - CH₂CH₂-NHSO₂-(CH₂)₁₁CH₃;
 - CH₂CH₂-S-(CH₂)₈CH₃;
 - CH₂CH₂-S-(CH₂)₉CH₃;
 - CH₂CH₂-S-(CH₂)₁₀CH₃;
 - CH₂CH₂CH₂-S-(CH₂)₈CH₃;

15

 - CH₂CH₂CH₂-S-(CH₂)₉CH₃;
 - CH₂CH₂CH₂-S-(CH₂)₃-CH=CH-(CH₂)₄CH₃ (*trans*);
 - CH₂CH₂CH₂CH₂-S-(CH₂)₇CH₃;
 - CH₂CH₂-S(O)-(CH₂)₉CH₃;
 - CH₂CH₂-S-(CH₂)₆Ph;

--150--

- $-\text{CH}_2\text{CH}_2-\text{S}-(\text{CH}_2)_8\text{Ph};$
 $-\text{CH}_2\text{CH}_2\text{CH}_2-\text{S}-(\text{CH}_2)_8\text{Ph};$
 $-\text{CH}_2\text{CH}_2-\text{NH}-\text{CH}_2-4-(4-\text{Cl}-\text{Ph})-\text{Ph};$
 $-\text{CH}_2\text{CH}_2-\text{NH}-\text{CH}_2-4-[4-\text{CH}_3)_2\text{CHCH}_2-]-\text{Ph};$
5 $-\text{CH}_2\text{CH}_2-\text{NH}-\text{CH}_2-4-(4-\text{CF}_3-\text{Ph})-\text{Ph};$
 $-\text{CH}_2\text{CH}_2-\text{S}-\text{CH}_2-4-(4-\text{Cl}-\text{Ph})-\text{Ph};$
 $-\text{CH}_2\text{CH}_2-\text{S}(\text{O})-\text{CH}_2-4-(4-\text{Cl}-\text{Ph})-\text{Ph};$
 $-\text{CH}_2\text{CH}_2\text{CH}_2-\text{S}-\text{CH}_2-4-(4-\text{Cl}-\text{Ph})-\text{Ph};$
 $-\text{CH}_2\text{CH}_2\text{CH}_2-\text{S}(\text{O})-\text{CH}_2-4-(4-\text{Cl}-\text{Ph})-\text{Ph};$
10 $-\text{CH}_2\text{CH}_2\text{CH}_2-\text{S}-\text{CH}_2-4-[3,4-\text{di}-\text{Cl}-\text{PhCH}_2\text{O}-]-\text{Ph};$
 $-\text{CH}_2\text{CH}_2-\text{NHSO}_2-\text{CH}_2-4-[4-(4-\text{Ph})-\text{Ph}]-\text{Ph};$
 $-\text{CH}_2\text{CH}_2\text{CH}_2-\text{NHSO}_2-\text{CH}_2-4-(4-\text{Cl}-\text{Ph})-\text{Ph};$
 $-\text{CH}_2\text{CH}_2\text{CH}_2-\text{NHSO}_2-\text{CH}_2-4-(\text{Ph}-\text{C}\equiv\text{C}-)-\text{Ph};$
 $-\text{CH}_2\text{CH}_2\text{CH}_2-\text{NHSO}_2-4-(4-\text{Cl}-\text{Ph})-\text{Ph};$ and
15 $-\text{CH}_2\text{CH}_2\text{CH}_2-\text{NHSO}_2-4-(\text{naphth-2-yl})-\text{Ph}.$

19. The compound of Claim 15, wherein R^3 is $-\text{OH}$ or $-\text{NR}^c\text{R}^c$.

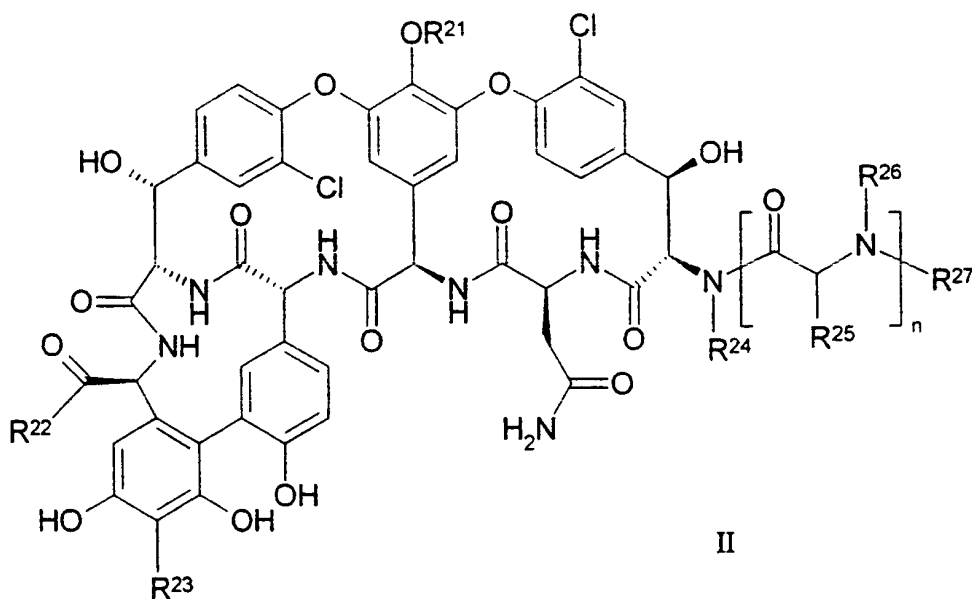
- 20 20. The compound of Claim 15, wherein R^5 is hydrogen, $-\text{CH}_2-\text{N}-(\text{N}-\text{CH}_3-\text{D-glucamine})$; $-\text{CH}_2-\text{NH}-\text{CH}_2\text{CH}_2-\text{NH}-(\text{CH}_2)_9\text{CH}_3$; $-\text{CH}_2-\text{NH}-\text{CH}_2\text{CH}_2-\text{NH}-(\text{CH}_2)_{11}\text{CH}_3$; $-\text{CH}_2-\text{NH}-(\text{CH}_2)_5-\text{COOH}$; and $-\text{CH}_2-\text{N}-(2\text{-amino-2-deoxygluconic acid})$.

21. The compound of Claim 15, wherein R^8 is $-\text{CH}_2\text{C}(\text{O})\text{NH}_2$, $-\text{CH}_2\text{COOH}$, benzyl, 4-hydroxyphenyl or 3-chloro-4-hydroxyphenyl.

22. The compound of Claim 15, wherein R^9 is hydrogen and R^{11} is hydrogen or methyl.

--151--

23. The compound of Claim 22, wherein R^{10} is alkyl or substituted alkyl.
24. The compound of Claim 23, wherein R^{12} is hydrogen, alkyl, substituted alkyl or $-C(O)R^d$.
- 5 25. The compound of Claim 24, wherein n is 1.
26. A compound of formula II:



wherein

- 10 R^{21} is selected from the group consisting of hydrogen, alkyl, substituted alkyl, alkenyl, substituted alkenyl, alkynyl, substituted alkynyl, cycloalkyl, substituted cycloalkyl, cycloalkenyl, substituted cycloalkenyl, aryl, heteroaryl, heterocyclic and $-R^a-Y-R^b-(Z)_x$; or a saccharide group optionally substituted with $-R^a-Y-R^b-(Z)_x$;

--152--

R^{22} is $-OR^c$, $-NR^cR^c$, $-O-R^a-Y-R^b-(Z)_x$ or $-NR^c-R^a-Y-R^b-(Z)_x$;

R^{23} is selected from the group consisting of hydrogen, halo,
 $-CH(R^c)-NR^cR^c$, $-CH(R^c)-R^c$ and $-CH(R^c)-NR^c-R^a-Y-R^b-(Z)_x$;

R^{24} is selected from the group consisting of hydrogen and lower alkyl;

5 R^{25} is selected from the group consisting of hydrogen, alkyl, substituted alkyl, alkenyl, substituted alkenyl, alkynyl, substituted alkynyl, cycloalkyl, substituted cycloalkyl, cycloalkenyl, substituted cycloalkenyl, aryl, heteroaryl and heterocyclic;

R^{26} is selected from the group consisting of hydrogen and lower alkyl; or
10 R^{25} and R^{26} are joined, together with the carbon and nitrogen atoms to which they are attached, to form a heterocyclic ring;

R^{27} is selected from the group consisting of hydrogen, alkyl, substituted alkyl, alkenyl, substituted alkenyl, alkynyl, substituted alkynyl, cycloalkyl, substituted cycloalkyl, cycloalkenyl, substituted cycloalkenyl, aryl, heteroaryl,
15 heterocyclic, $-C(O)R^d$, $-C(NH)R^d$, $-C(O)NR^cR^c$, $-C(O)OR^d$, $-C(NH)NR^cR^c$ and $-R^a-Y-R^b-(Z)_x$, or R^{26} and R^{27} are joined, together with the nitrogen atom to which they are attached, to form a heterocyclic ring;

each R^a is independently selected from the group consisting of alkylene, substituted alkylene, alkenylene, substituted alkenylene, alkynylene and substituted
20 alkynylene;

each R^b is independently selected from the group consisting of a covalent bond, alkylene, substituted alkylene, alkenylene, substituted alkenylene, alkynylene and substituted alkynylene, provided R^b is not a covalent bond when Z is hydrogen;

25 each R^c is independently selected from the group consisting of hydrogen, alkyl, substituted alkyl, alkenyl, substituted alkenyl, alkynyl, substituted alkynyl, cycloalkyl, substituted cycloalkyl, cycloalkenyl, substituted cycloalkenyl, aryl, heteroaryl, heterocyclic and $-C(O)R^d$;

--153--

each R^d is independently selected from the group consisting of alkyl, substituted alkyl, alkenyl, substituted alkenyl, alkynyl, substituted alkynyl, cycloalkyl, substituted cycloalkyl, cycloalkenyl, substituted cycloalkenyl, aryl, heteroaryl and heterocyclic;

5 R^c is an aminosaccharide group;

each Y is independently selected from the group consisting of oxygen, sulfur, -S-S-, -NR^c-, -S(O)-, -SO₂-, -NR^cC(O)-, -OSO₂-, -OC(O)-, -NR^cSO₂-, -C(O)NR^c-, -C(O)O-, -SO₂NR^c-, -SO₂O-, -P(O)(OR^c)O-, -P(O)(OR^c)NR^c-, -OP(O)(OR^c)O-, -OP(O)(OR^c)NR^c-, -OC(O)O-,

10 -NR^cC(O)O-, -NR^cC(O)NR^c-, -OC(O)NR^c- and -NR^cSO₂NR^c-;

each Z is independently selected from hydrogen, aryl, cycloalkyl, cycloalkenyl, heteroaryl and heterocyclic;

n is 0, 1 or 2;

x is 1 or 2;

15 and pharmaceutically acceptable salts, stereoisomers and prodrugs thereof; provided that at least one of R²¹, R²², R²³ or R²⁷ has a substituent of the formula -R^a-Y-R^b-(Z)_x;

and further provided that:

(i) when Y is -NR^c-, R^c is alkyl of 1 to 4 carbon atoms, Z is hydrogen and R^b is alkylene, then R^b contains at least 5 carbon atoms;

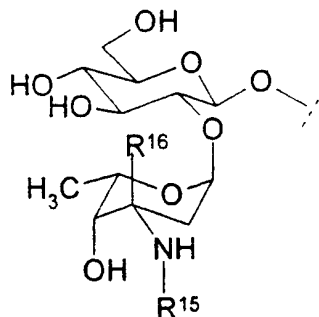
(ii) when Y is -C(O)NR^c-, Z is hydrogen and R^b is alkylene, then R^b contains at least 5 carbon atoms;

(iii) when Y is sulfur, Z is hydrogen and R^b is alkylene, then R^b contains at least 7 carbon atoms; and

25 (iv) when Y is oxygen, Z is hydrogen and R^b is alkylene, then R^b contains at least 11 carbon atoms.

27. The compound of Claim 26, wherein R²¹ is a saccharide group of the formula:

--154--



wherein

R^{15} is $-R^a-Y-R^b-(Z)_x$, and

R^{16} is hydrogen or methyl.

28. The compound of Claim 27, wherein R^{15} is a $-R^a-Y-R^b-(Z)_x$ group
- 5 selected from the group consisting of:
- CH₂CH₂-NH-(CH₂)₉CH₃;
 - CH₂CH₂CH₂-NH-(CH₂)₈CH₃;
 - CH₂CH₂CH₂CH₂-NH-(CH₂)₇CH₃;
 - CH₂CH₂-NHSO₂-(CH₂)₉CH₃;
 - 10 -CH₂CH₂-NHSO₂-(CH₂)₁₁CH₃;
 - CH₂CH₂-S-(CH₂)₈CH₃;
 - CH₂CH₂-S-(CH₂)₉CH₃;
 - CH₂CH₂-S-(CH₂)₁₀CH₃;
 - CH₂CH₂CH₂-S-(CH₂)₈CH₃;
 - 15 -CH₂CH₂CH₂-S-(CH₂)₉CH₃;
 - CH₂CH₂CH₂-S-(CH₂)₃-CH=CH-(CH₂)₄CH₃ (*trans*);
 - CH₂CH₂CH₂CH₂-S-(CH₂)₇CH₃;
 - CH₂CH₂-S(O)-(CH₂)₉CH₃;
 - CH₂CH₂-S-(CH₂)₆Ph;
 - 20 -CH₂CH₂-S-(CH₂)₈Ph;

--155--

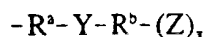
- $-\text{CH}_2\text{CH}_2\text{CH}_2-\text{S}-(\text{CH}_2)_8\text{Ph};$
 $-\text{CH}_2\text{CH}_2-\text{NH}-\text{CH}_2-4-(4-\text{Cl}-\text{Ph})-\text{Ph};$
 $-\text{CH}_2\text{CH}_2-\text{NH}-\text{CH}_2-4-[4-(\text{CH}_3)_2\text{CHCH}_2-]-\text{Ph};$
 $-\text{CH}_2\text{CH}_2-\text{NH}-\text{CH}_2-4-(4-\text{CF}_3-\text{Ph})-\text{Ph};$
5 $-\text{CH}_2\text{CH}_2-\text{S}-\text{CH}_2-4-(4-\text{Cl}-\text{Ph})-\text{Ph};$
 $-\text{CH}_2\text{CH}_2-\text{S}(\text{O})-\text{CH}_2-4-(4-\text{Cl}-\text{Ph})-\text{Ph};$
 $-\text{CH}_2\text{CH}_2\text{CH}_2-\text{S}-\text{CH}_2-4-(4-\text{Cl}-\text{Ph})-\text{Ph};$
 $-\text{CH}_2\text{CH}_2\text{CH}_2-\text{S}(\text{O})-\text{CH}_2-4-(4-\text{Cl}-\text{Ph})-\text{Ph};$
 $-\text{CH}_2\text{CH}_2\text{CH}_2-\text{S}-\text{CH}_2-4-[3,4-\text{di}-\text{Cl}-\text{PhCH}_2\text{O}-]-\text{Ph};$
10 $-\text{CH}_2\text{CH}_2-\text{NHSO}_2-\text{CH}_2-4-[4-(4-\text{Ph})-\text{Ph}]-\text{Ph};$
 $-\text{CH}_2\text{CH}_2\text{CH}_2-\text{NHSO}_2-\text{CH}_2-4-(4-\text{Cl}-\text{Ph})-\text{Ph};$
 $-\text{CH}_2\text{CH}_2\text{CH}_2-\text{NHSO}_2-\text{CH}_2-4-(\text{Ph}-\text{C}\equiv\text{C}-)-\text{Ph};$
 $-\text{CH}_2\text{CH}_2\text{CH}_2-\text{NHSO}_2-4-(4-\text{Cl}-\text{Ph})-\text{Ph};$ and
 $-\text{CH}_2\text{CH}_2\text{CH}_2-\text{NHSO}_2-4-(\text{naphth-2-yl})-\text{Ph}.$
- 15 29. The compound of Claim 26, wherein R^{22} is $-\text{OH}$ or $-\text{NR}^c\text{R}^c$.
30. The compound of Claim 26, wherein R^{23} is hydrogen, $-\text{CH}_2-\text{N}-(\text{N}-\text{CH}_3-\text{D-glucamine})$; $-\text{CH}_2-\text{NH}-\text{CH}_2\text{CH}_2-\text{NH}-(\text{CH}_2)_9\text{CH}_3$; $-\text{CH}_2-\text{NH}-\text{CH}_2\text{CH}_2-\text{NH}-(\text{CH}_2)_{11}\text{CH}_3$; $-\text{CH}_2-\text{NH}-(\text{CH}_2)_5-\text{COOH}$; or $-\text{CH}_2-\text{N}-(2\text{-amino-2-deoxygluconic acid})$.
- 20 31. The compound of Claim 26, wherein R^{24} is hydrogen and R^{26} is hydrogen or methyl.
32. The compound of Claim 31, wherein R^{25} is alkyl or substituted alkyl.
33. The compound of Claim 32, wherein R^{25} is isobutyl.

--156--

34. The compound of Claim 33, wherein R²⁷ is hydrogen, alkyl, substituted alkyl or -C(O)R^d.

35. A compound shown in any of Tables I, II, III, IV, V or VI, or a pharmaceutically-acceptable salt thereof.

5 36. A pharmaceutical composition comprising a pharmaceutically-acceptable carrier and a therapeutically effective amount of a glycopeptide compound having at least one substituent of the formula:



10 wherein

each R^a is independently selected from the group consisting of alkylene, substituted alkylene, alkenylene, substituted alkenylene, alkynylene and substituted alkynylene;

15 each R^b is independently selected from the group consisting of a covalent bond, alkylene, substituted alkylene, alkenylene, substituted alkenylene, alkynylene and substituted alkynylene, provided R^b is not a covalent bond when Z is hydrogen;

20 each Y is independently selected from the group consisting of oxygen, sulfur, -S-S-, -NR^c-, -S(O)-, -SO₂-, -NR^cC(O)-, -OC(O)-, -NR^cSO₂-, -OSO₂-, -C(O)NR^c-, -C(O)O-, -SO₂NR^c-, -SO₂O-, -P(O)(OR^c)O-, -P(O)(OR^c)NR^c-, -OP(O)(OR^c)O-, -OP(O)(OR^c)NR^c-, -OC(O)O-, -NR^cC(O)O-, -NR^cC(O)NR^c-, -OC(O)NR^c- and -NR^cSO₂NR^c-;

each Z is independently selected from hydrogen, aryl, cycloalkyl, cycloalkenyl, heteroaryl and heterocyclic;

25 each R^c is independently selected from the group consisting of hydrogen, alkyl, substituted alkyl, alkenyl, substituted alkenyl, alkynyl, substituted alkynyl,

--157--

cycloalkyl, substituted cycloalkyl, cycloalkenyl, substituted cycloalkenyl, aryl, heteroaryl, heterocyclic and $-C(O)R^d$;

each R^d is independently selected from the group consisting of alkyl, substituted alkyl, alkenyl, substituted alkenyl, alkynyl, substituted alkynyl, 5 cycloalkyl, substituted cycloalkyl, cycloalkenyl, substituted cycloalkenyl, aryl, heteroaryl and heterocyclic;

x is 1 or 2;

and pharmaceutically acceptable salts thereof;

provided that:

- 10 (i) when Y is $-NR^c-$, R^c is alkyl of 1 to 4 carbon atoms, Z is hydrogen and R^b is alkylene, then R^b contains at least 5 carbon atoms;
- (ii) when Y is $-C(O)NR^c-$, Z is hydrogen and R^b is alkylene, then R^b contains at least 5 carbon atoms;
- (iii) when Y is sulfur, Z is hydrogen and R^b is alkylene, then R^b 15 contains at least 7 carbon atoms; and
- (iv) when Y is oxygen, Z is hydrogen and R^b is alkylene, then R^b contains at least 11 carbon atoms.

37. The pharmaceutical composition of Claim 36, wherein the glycopeptide compound is substituted with from 1 to 3 substituents of the formula 20 $-R^a-Y-R^b-(Z)_x$.

38. The pharmaceutical composition of Claim 37, wherein each R^a is independently selected from alkylene having from 1 to 10 carbon atoms.

39. The pharmaceutical composition of Claim 38, wherein R^a is ethylene or propylene.

--158--

40. The pharmaceutical composition of Claim 37, wherein Z is hydrogen and R^b is alkylene of from 8 to 12 carbon atoms.

41. The pharmaceutical composition of Claim 40, wherein R^b and Z form an *n*-octyl, *n*-nonyl, *n*-decyl, *n*-undecyl or *n*-dodecyl group.

5 42. The pharmaceutical composition of Claim 37, wherein Z is aryl, cycloalkyl, cycloalkenyl, heteroaryl or heterocyclic and R^b is a covalent bond or alkylene of from 1 to 10 carbon atoms.

43. The pharmaceutical composition of Claim 42, wherein Z is aryl and R^b is a covalent bond, methylene, -(CH₂)₆-, -(CH₂)₇-, -(CH₂)₈-, -(CH₂)₉- or
10 -(CH₂)₁₀-.

44. The pharmaceutical composition of Claim 37, wherein each Y is independently selected from the group consisting of oxygen, sulfur, -S-S-, -NR^c-, -S(O)-, -SO₂-, -NR^cC(O)-, -OC(O)-, -NR^cSO₂-, -C(O)NR^c-, -C(O)O- and -SO₂NR^c-.

15 45. The pharmaceutical composition of Claim 44, wherein Y is oxygen, sulfur, -NR^c- or -NR^cSO₂-.

46. The pharmaceutical composition of Claim 37, wherein each Z is independently selected from hydrogen, aryl, cycloalkyl, heteroaryl and heterocyclic.

20 47. The pharmaceutical composition of Claim 46, wherein Z is hydrogen or aryl.

--159--

48. The pharmaceutical composition of Claim 47, wherein Z is phenyl, substituted phenyl, biphenyl, substituted biphenyl or terphenyl.

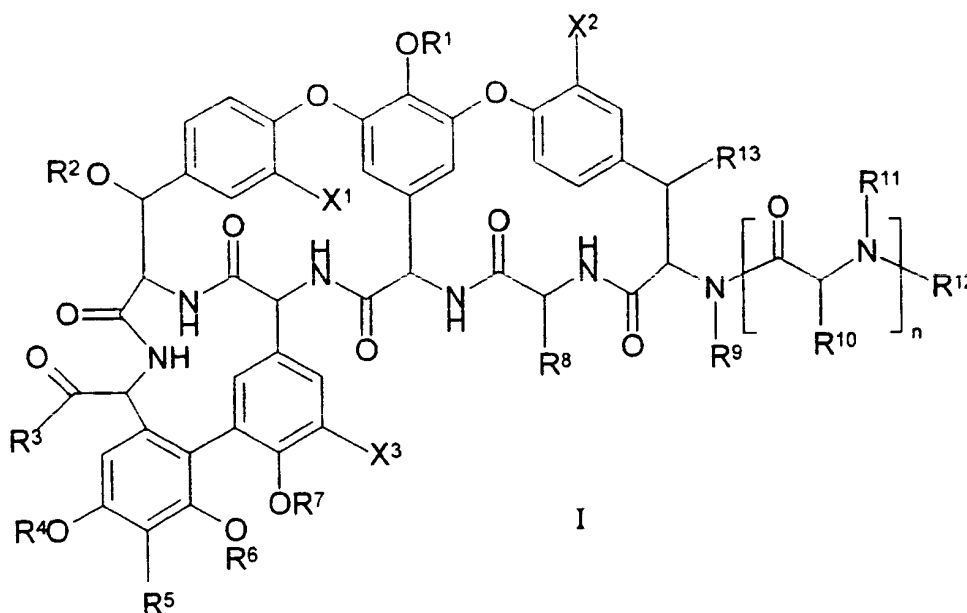
49. The pharmaceutical composition of Claim 37, wherein the $-R^a-Y-R^b-(Z)_x$ group is selected from the group consisting of:

- 5 $-\text{CH}_2\text{CH}_2-\text{NH}-(\text{CH}_2)_9\text{CH}_3$;
 $-\text{CH}_2\text{CH}_2\text{CH}_2-\text{NH}-(\text{CH}_2)_8\text{CH}_3$;
 $-\text{CH}_2\text{CH}_2\text{CH}_2\text{CH}_2-\text{NH}-(\text{CH}_2)_7\text{CH}_3$;
 $-\text{CH}_2\text{CH}_2-\text{NHSO}_2-(\text{CH}_2)_9\text{CH}_3$;
 $-\text{CH}_2\text{CH}_2-\text{NHSO}_2-(\text{CH}_2)_{11}\text{CH}_3$;
- 10 $-\text{CH}_2\text{CH}_2-\text{S}-(\text{CH}_2)_8\text{CH}_3$;
 $-\text{CH}_2\text{CH}_2-\text{S}-(\text{CH}_2)_9\text{CH}_3$;
 $-\text{CH}_2\text{CH}_2-\text{S}-(\text{CH}_2)_{10}\text{CH}_3$;
 $-\text{CH}_2\text{CH}_2\text{CH}_2-\text{S}-(\text{CH}_2)_8\text{CH}_3$;
 $-\text{CH}_2\text{CH}_2\text{CH}_2-\text{S}-(\text{CH}_2)_9\text{CH}_3$;
- 15 $-\text{CH}_2\text{CH}_2\text{CH}_2-\text{S}-(\text{CH}_2)_3-\text{CH}=\text{CH}-(\text{CH}_2)_4\text{CH}_3$ (*trans*);
 $-\text{CH}_2\text{CH}_2\text{CH}_2\text{CH}_2-\text{S}-(\text{CH}_2)_7\text{CH}_3$;
 $-\text{CH}_2\text{CH}_2-\text{S}(\text{O})-(\text{CH}_2)_9\text{CH}_3$;
 $-\text{CH}_2\text{CH}_2-\text{S}-(\text{CH}_2)_6\text{Ph}$;
 $-\text{CH}_2\text{CH}_2-\text{S}-(\text{CH}_2)_8\text{Ph}$;
- 20 $-\text{CH}_2\text{CH}_2\text{CH}_2-\text{S}-(\text{CH}_2)_8\text{Ph}$;
 $-\text{CH}_2\text{CH}_2-\text{NH}-\text{CH}_2-4-(4-\text{Cl}-\text{Ph})-\text{Ph}$;
 $-\text{CH}_2\text{CH}_2-\text{NH}-\text{CH}_2-4-[4-\text{CH}_3)_2\text{CHCH}_2-]-\text{Ph}$;
 $-\text{CH}_2\text{CH}_2-\text{NH}-\text{CH}_2-4-(4-\text{CF}_3-\text{Ph})-\text{Ph}$;
 $-\text{CH}_2\text{CH}_2-\text{S}-\text{CH}_2-4-(4-\text{Cl}-\text{Ph})-\text{Ph}$;
- 25 $-\text{CH}_2\text{CH}_2-\text{S}(\text{O})-\text{CH}_2-4-(4-\text{Cl}-\text{Ph})-\text{Ph}$;
 $-\text{CH}_2\text{CH}_2\text{CH}_2-\text{S}-\text{CH}_2-4-(4-\text{Cl}-\text{Ph})-\text{Ph}$;
 $-\text{CH}_2\text{CH}_2\text{CH}_2-\text{S}(\text{O})-\text{CH}_2-4-(4-\text{Cl}-\text{Ph})-\text{Ph}$;
 $-\text{CH}_2\text{CH}_2\text{CH}_2-\text{S}-\text{CH}_2-4-[3,4-\text{di}-\text{Cl}-\text{PhCH}_2\text{O}-]-\text{Ph}$;

--160--

- 5
- CH₂CH₂-NHSO₂-CH₂-4-[4-(4-Ph)-Ph]-Ph;
 - CH₂CH₂CH₂-NHSO₂-CH₂-4-(4-Cl-Ph)-Ph;
 - CH₂CH₂CH₂-NHSO₂-CH₂-4-(Ph-C≡C-)-Ph;
 - CH₂CH₂CH₂-NHSO₂-4-(4-Cl-Ph)-Ph; and
 - CH₂CH₂CH₂-NHSO₂-4-(naphth-2-yl)-Ph.

50. A pharmaceutical composition comprising a pharmaceutically-acceptable carrier and a therapeutically effective amount of a compound of formula I:



10 wherein

R¹ is selected from the group consisting of hydrogen, alkyl, substituted alkyl, alkenyl, substituted alkenyl, alkynyl, substituted alkynyl, cycloalkyl, substituted cycloalkyl, cycloalkenyl, substituted cycloalkenyl, aryl, heteroaryl, heterocyclic and -R^a-Y-R^b-(Z)_x; or a saccharide group optionally substituted

15 with -R^a-Y-R^b-(Z)_x;

--161--

R² is hydrogen or a saccharide group optionally substituted with
-R^a-Y-R^b-(Z)_x;

R³ is -OR^c, -NR^cR^c, -O-R^a-Y-R^b-(Z)_x, -NR^c-R^a-Y-R^b-(Z)_x, -NR^cR^c, or
-O-R^c;

5 R⁴ is selected from the group consisting of hydrogen, alkyl, substituted
alkyl, alkenyl, substituted alkenyl, alkynyl, substituted alkynyl, -R^a-Y-R^b-(Z)_x,
-C(O)R^d and a saccharide group optionally substituted with -R^a-Y-R^b-(Z)_x;

R⁵ is selected from the group consisting of hydrogen, halo,
-CH(R^c)-NR^cR^c, -CH(R^c)-NR^cR^c and -CH(R^c)-NR^c-R^a-Y-R^b-(Z)_x;

10 R⁶ is selected from the group consisting of hydrogen, alkyl, substituted
alkyl, alkenyl, substituted alkenyl, alkynyl, substituted alkynyl, -R^a-Y-R^b-(Z)_x,
-C(O)R^d and a saccharide group optionally substituted with -NR^c-R^a-Y-R^b-(Z)_x,
or R⁵ and R⁶ can be joined, together with the atoms to which they are attached,
form a heterocyclic ring optionally substituted with -NR^c-R^a-Y-R^b-(Z)_x;

15 R⁷ is selected from the group consisting of hydrogen, alkyl, substituted
alkyl, alkenyl, substituted alkenyl, alkynyl, substituted alkynyl, -R^a-Y-R^b-(Z)_x,
and -C(O)R^d;

R⁸ is selected from the group consisting of hydrogen, alkyl, substituted
alkyl, alkenyl, substituted alkenyl, alkynyl, substituted alkynyl, cycloalkyl,
20 substituted cycloalkyl, cycloalkenyl, substituted cycloalkenyl, aryl, heteroaryl and
heterocyclic;

R⁹ is selected from the group consisting of hydrogen, alkyl, substituted
alkyl, alkenyl, substituted alkenyl, alkynyl, substituted alkynyl, cycloalkyl,
substituted cycloalkyl, cycloalkenyl, substituted cycloalkenyl, aryl, heteroaryl and
25 heterocyclic;

R¹⁰ is selected from the group consisting of hydrogen, alkyl, substituted
alkyl, alkenyl, substituted alkenyl, alkynyl, substituted alkynyl, cycloalkyl,
substituted cycloalkyl, cycloalkenyl, substituted cycloalkenyl, aryl, heteroaryl and

--162--

heterocyclic; or R⁸ and R¹⁰ are joined to form -Ar¹-O-Ar²-, where Ar¹ and Ar² are independently arylene or heteroarylene;

R¹¹ is selected from the group consisting of hydrogen, alkyl, substituted alkyl, alkenyl, substituted alkenyl, alkynyl, substituted alkynyl, cycloalkyl, substituted cycloalkyl, cycloalkenyl, substituted cycloalkenyl, aryl, heteroaryl and heterocyclic, or R¹⁰ and R¹¹ are joined, together with the carbon and nitrogen atoms to which they are attached, to form a heterocyclic ring;

R¹² is selected from the group consisting of hydrogen, alkyl, substituted alkyl, alkenyl, substituted alkenyl, alkynyl, substituted alkynyl, cycloalkyl, substituted cycloalkyl, cycloalkenyl, substituted cycloalkenyl, aryl, heteroaryl, heterocyclic, -C(O)R^d, -C(NH)R^d, -C(O)NR^cR^c, -C(O)OR^d, -C(NH)NR^cR^c and -R^a-Y-R^b-(Z)_x, or R¹¹ and R¹² are joined, together with the nitrogen atom to which they are attached, to form a heterocyclic ring;

R¹³ is selected from the group consisting of hydrogen or -OR¹⁴;

R¹⁴ is selected from hydrogen, -C(O)R^d and a saccharide group;

each R^a is independently selected from the group consisting of alkylene, substituted alkylene, alkenylene, substituted alkenylene, alkynylene and substituted alkynylene;

each R^b is independently selected from the group consisting of a covalent bond, alkylene, substituted alkylene, alkenylene, substituted alkenylene, alkynylene and substituted alkynylene, provided R^b is not a covalent bond when Z is hydrogen;

each R^c is independently selected from the group consisting of hydrogen, alkyl, substituted alkyl, alkenyl, substituted alkenyl, alkynyl, substituted alkynyl, cycloalkyl, substituted cycloalkyl, cycloalkenyl, substituted cycloalkenyl, aryl, heteroaryl, heterocyclic and -C(O)R^d;

each R^d is independently selected from the group consisting of alkyl, substituted alkyl, alkenyl, substituted alkenyl, alkynyl, substituted alkynyl,

--163--

cycloalkyl, substituted cycloalkyl, cycloalkenyl, substituted cycloalkenyl, aryl, heteroaryl and heterocyclic;

R^c is a saccharide group;

X^1 , X^2 and X^3 are independently selected from hydrogen or chloro;

5 each Y is independently selected from the group consisting of oxygen, sulfur, -S-S-, -NR^c-, -S(O)-, -SO₂-, -NR^cC(O)-, -OSO₂-, -OC(O)-, -NR^cSO₂-, -C(O)NR^c-, -C(O)O-, -SO₂NR^c-, -SO₂O-, -P(O)(OR^c)O-, -P(O)(OR^c)NR^c-, -OP(O)(OR^c)O-, -OP(O)(OR^c)NR^c-, -OC(O)O-, -NR^cC(O)O-, -NR^cC(O)NR^c-, -OC(O)NR^c- and -NR^cSO₂NR^c-;

10 each Z is independently selected from hydrogen, aryl, cycloalkyl, cycloalkenyl, heteroaryl and heterocyclic;

n is 0, 1 or 2;

x is 1 or 2;

and pharmaceutically acceptable salts, stereoisomers and prodrugs thereof;

15 provided that at least one of R^1 , R^2 , R^3 , R^4 , R^5 , R^6 , R^7 or R^{12} has a substituent of the formula -R^a-Y-R^b-(Z)_x;

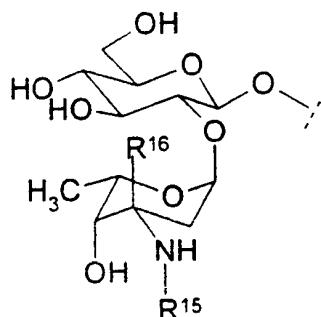
and further provided that:

- (i) when Y is -NR^c-, R^c is alkyl of 1 to 4 carbon atoms, Z is hydrogen and R^b is alkylene, then R^b contains at least 5 carbon atoms;
- 20 (ii) when Y is -C(O)NR^c-, Z is hydrogen and R^b is alkylene, then R^b contains at least 5 carbon atoms;
- (iii) when Y is sulfur, Z is hydrogen and R^b is alkylene, then R^b contains at least 7 carbon atoms; and
- (iv) when Y is oxygen, Z is hydrogen and R^b is alkylene, then R^b
- 25 contains at least 11 carbon atoms.

51. The pharmaceutical composition of Claim 50, wherein R^1 is a saccharide group optionally substituted with -R^a-Y-R^b-(Z)_x.

--164--

52. The pharmaceutical composition of Claim 51, wherein R¹ is a saccharide group of the formula:



wherein

R¹⁵ is -R^a-Y-R^b-(Z)_x; and

5 R¹⁶ is hydrogen or methyl.

53. The pharmaceutical composition of Claim 52, wherein R¹⁵ is a -R^a-Y-R^b-(Z)_x group selected from the group consisting of:

- CH₂CH₂-NH-(CH₂)₉CH₃;
- CH₂CH₂CH₂-NH-(CH₂)₈CH₃;
- 10 -CH₂CH₂CH₂CH₂-NH-(CH₂)₇CH₃;
- CH₂CH₂-NHSO₂-(CH₂)₉CH₃;
- CH₂CH₂-NHSO₂-(CH₂)₁₁CH₃;
- CH₂CH₂-S-(CH₂)₈CH₃;
- CH₂CH₂-S-(CH₂)₉CH₃;
- 15 -CH₂CH₂-S-(CH₂)₁₀CH₃;
- CH₂CH₂CH₂-S-(CH₂)₈CH₃;
- CH₂CH₂CH₂-S-(CH₂)₉CH₃;
- CH₂CH₂CH₂-S-(CH₂)₃-CH=CH-(CH₂)₄CH₃ (*trans*);
- CH₂CH₂CH₂CH₂-S-(CH₂)₇CH₃;

--165--

- CH₂CH₂-S(O)-(CH₂)₉CH₃;
 -CH₂CH₂-S-(CH₂)₆Ph;
 -CH₂CH₂-S-(CH₂)₈Ph;
 -CH₂CH₂CH₂-S-(CH₂)₈Ph;
 5 -CH₂CH₂-NH-CH₂-4-(4-Cl-Ph)-Ph;
 -CH₂CH₂-NH-CH₂-4-[4-CH₃)₂CHCH₂]-Ph;
 -CH₂CH₂-NH-CH₂-4-(4-CF₃-Ph)-Ph;
 -CH₂CH₂-S-CH₂-4-(4-Cl-Ph)-Ph;
 -CH₂CH₂-S(O)-CH₂-4-(4-Cl-Ph)-Ph;
 10 -CH₂CH₂CH₂-S-CH₂-4-(4-Cl-Ph)-Ph;
 -CH₂CH₂CH₂-S(O)-CH₂-4-(4-Cl-Ph)-Ph;
 -CH₂CH₂CH₂-S-CH₂-4-[3,4-di-Cl-PhCH₂O-]-Ph;
 -CH₂CH₂-NHSO₂-CH₂-4-[4-(4-Ph)-Ph]-Ph;
 -CH₂CH₂CH₂-NHSO₂-CH₂-4-(4-Cl-Ph)-Ph;
 15 -CH₂CH₂CH₂-NHSO₂-CH₂-4-(Ph-C≡C-)-Ph;
 -CH₂CH₂CH₂-NHSO₂-4-(4-Cl-Ph)-Ph; and
 -CH₂CH₂CH₂-NHSO₂-4-(naphth-2-yl)-Ph.

54. The pharmaceutical composition of Claim 50, wherein R³ is -OH or -NR^cR^c.

20 55. The pharmaceutical composition of Claim 50, wherein R⁵ is hydrogen, -CH₂-N-(N-CH₃-D-glucamine); -CH₂-NH-CH₂CH₂-NH-(CH₂)₉CH₃; -CH₂-NH-CH₂CH₂-NH-(CH₂)₁₁CH₃; -CH₂-NH-(CH₂)₅-COOH; and -CH₂-N-(2-amino-2-deoxygluconic acid).

25 56. The pharmaceutical composition of Claim 50, wherein R⁸ is -CH₂C(O)NH₂, -CH₂COOH, benzyl, 4-hydroxyphenyl or 3-chloro-4-hydroxyphenyl.

--166--

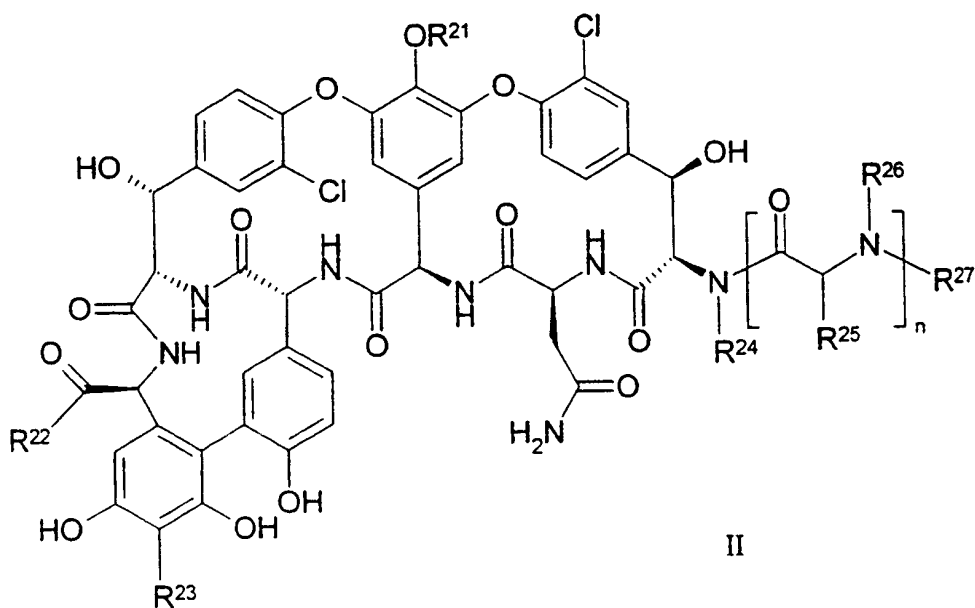
57. The pharmaceutical composition of Claim 50, wherein R^9 is hydrogen and R^{11} is hydrogen or methyl.

58. The pharmaceutical composition of Claim 57, wherein R^{10} is alkyl or substituted alkyl.

5 59. The pharmaceutical composition of Claim 58, wherein R^{12} is hydrogen, alkyl, substituted alkyl or $-C(O)R^d$.

60. The pharmaceutical composition of Claim 50, wherein n is 1.

61. A pharmaceutical composition comprising a pharmaceutically-
 10 acceptable carrier and a therapeutically effective amount of a compound of
 formula II:



wherein

--167--

R²¹ is selected from the group consisting of hydrogen, alkyl, substituted alkyl, alkenyl, substituted alkenyl, alkynyl, substituted alkynyl, cycloalkyl, substituted cycloalkyl, cycloalkenyl, substituted cycloalkenyl, aryl, heteroaryl, heterocyclic and -R^a-Y-R^b-(Z)_x; or a saccharide group optionally substituted
5 with -R^a-Y-R^b-(Z)_x;

R²² is -OR^c, -NR^cR^c, -O-R^a-Y-R^b-(Z)_x or -NR^c-R^a-Y-R^b-(Z)_x;

R²³ is selected from the group consisting of hydrogen, halo, -CH(R^c)-NR^cR^c, -CH(R^c)-R^c and -CH(R^c)-NR^c-R^a-Y-R^b-(Z)_x;

R²⁴ is selected from the group consisting of hydrogen and lower alkyl;

10 R²⁵ is selected from the group consisting of hydrogen, alkyl, substituted alkyl, alkenyl, substituted alkenyl, alkynyl, substituted alkynyl, cycloalkyl, substituted cycloalkyl, cycloalkenyl, substituted cycloalkenyl, aryl, heteroaryl and heterocyclic;

R²⁶ is selected from the group consisting of hydrogen and lower alkyl; or
15 R²⁵ and R²⁶ are joined, together with the carbon and nitrogen atoms to which they are attached, to form a heterocyclic ring;

R²⁷ is selected from the group consisting of hydrogen, alkyl, substituted alkyl, alkenyl, substituted alkenyl, alkynyl, substituted alkynyl, cycloalkyl, substituted cycloalkyl, cycloalkenyl, substituted cycloalkenyl, aryl, heteroaryl,
20 heterocyclic, -C(O)R^d, -C(NH)R^d, -C(O)NR^cR^c, -C(O)OR^d, -C(NH)NR^cR^c and -R^a-Y-R^b-(Z)_x, or R²⁶ and R²⁷ are joined, together with the nitrogen atom to which they are attached, to form a heterocyclic ring;

each R^a is independently selected from the group consisting of alkylene, substituted alkylene, alkenylene, substituted alkenylene, alkynylene and substituted
25 alkynylene;

each R^b is independently selected from the group consisting of a covalent bond, alkylene, substituted alkylene, alkenylene, substituted alkenylene, alkynylene and substituted alkynylene, provided R^b is not a covalent bond when Z is hydrogen;

--168--

each R^c is independently selected from the group consisting of hydrogen, alkyl, substituted alkyl, alkenyl, substituted alkenyl, alkynyl, substituted alkynyl, cycloalkyl, substituted cycloalkyl, cycloalkenyl, substituted cycloalkenyl, aryl, heteroaryl, heterocyclic and -C(O)R^d;

5 each R^d is independently selected from the group consisting of alkyl, substituted alkyl, alkenyl, substituted alkenyl, alkynyl, substituted alkynyl, cycloalkyl, substituted cycloalkyl, cycloalkenyl, substituted cycloalkenyl, aryl, heteroaryl and heterocyclic;

R^e is an aminosaccharide group;

10 each Y is independently selected from the group consisting of oxygen, sulfur, -S-S-, -NR^c-, -S(O)-, -SO₂-, -NR^cC(O)-, -OSO₂-, -OC(O)-, -NR^cSO₂-, -C(O)NR^c-, -C(O)O-, -SO₂NR^c-, -SO₂O-, -P(O)(OR^c)O-, -P(O)(OR^c)NR^c-, -OP(O)(OR^c)O-, -OP(O)(OR^c)NR^c-, -OC(O)O-, -NR^cC(O)O-, -NR^cC(O)NR^c-, -OC(O)NR^c- and -NR^cSO₂NR^c-;

15 each Z is independently selected from hydrogen, aryl, cycloalkyl, cycloalkenyl, heteroaryl and heterocyclic;

n is 0, 1 or 2;

x is 1 or 2;

and pharmaceutically acceptable salts, stereoisomers and prodrugs thereof;

20 provided that at least one of R²¹, R²², R²³ or R²⁷ has a substituent of the formula -R^a-Y-R^b-(Z)_x;

and further provided that:

(i) when Y is -NR^c-, R^c is alkyl of 1 to 4 carbon atoms, Z is hydrogen and R^b is alkylene, then R^b contains at least 5 carbon atoms;

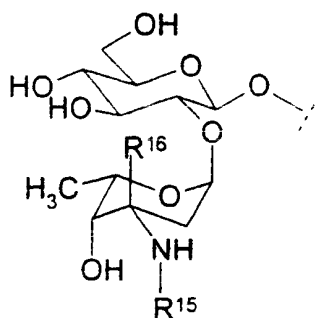
25 (ii) when Y is -C(O)NR^c-, Z is hydrogen and R^b is alkylene, then R^b contains at least 5 carbon atoms;

(iii) when Y is sulfur, Z is hydrogen and R^b is alkylene, then R^b contains at least 7 carbon atoms; and

--169--

(iv) when Y is oxygen, Z is hydrogen and R^b is alkylene, then R^b contains at least 11 carbon atoms.

62. The pharmaceutical composition of Claim 61, wherein R^{21} is a saccharide group of the formula:



5 wherein
 R^{15} is $-R^a-Y-R^b-(Z)_x$, and
 R^{16} is hydrogen or methyl.

63. The pharmaceutical composition of Claim 62, wherein R^{15} is a
 $-R^a-Y-R^b-(Z)_x$ group selected from the group consisting of:

10 $-\text{CH}_2\text{CH}_2-\text{NH}-(\text{CH}_2)_9\text{CH}_3$;
 $-\text{CH}_2\text{CH}_2\text{CH}_2-\text{NH}-(\text{CH}_2)_8\text{CH}_3$;
 $-\text{CH}_2\text{CH}_2\text{CH}_2\text{CH}_2-\text{NH}-(\text{CH}_2)_7\text{CH}_3$;
 $-\text{CH}_2\text{CH}_2-\text{NHSO}_2-(\text{CH}_2)_9\text{CH}_3$;
 $-\text{CH}_2\text{CH}_2-\text{NHSO}_2-(\text{CH}_2)_{11}\text{CH}_3$;

15 $-\text{CH}_2\text{CH}_2-\text{S}-(\text{CH}_2)_8\text{CH}_3$;
 $-\text{CH}_2\text{CH}_2-\text{S}-(\text{CH}_2)_9\text{CH}_3$;
 $-\text{CH}_2\text{CH}_2-\text{S}-(\text{CH}_2)_{10}\text{CH}_3$;
 $-\text{CH}_2\text{CH}_2\text{CH}_2-\text{S}-(\text{CH}_2)_8\text{CH}_3$;

--170--

- CH₂CH₂CH₂-S-(CH₂)₉CH₃;
 -CH₂CH₂CH₂-S-(CH₂)₃-CH=CH-(CH₂)₄CH₃ (*trans*);
 -CH₂CH₂CH₂CH₂-S-(CH₂)₇CH₃;
 -CH₂CH₂-S(O)-(CH₂)₉CH₃;
 5 -CH₂CH₂-S-(CH₂)₆Ph;
 -CH₂CH₂-S-(CH₂)₈Ph;
 -CH₂CH₂CH₂-S-(CH₂)₈Ph;
 -CH₂CH₂-NH-CH₂-4-(4-Cl-Ph)-Ph;
 -CH₂CH₂-NH-CH₂-4-[4-CH₃)₂CHCH₂-]-Ph;
 10 -CH₂CH₂-NH-CH₂-4-(4-CF₃-Ph)-Ph;
 -CH₂CH₂-S-CH₂-4-(4-Cl-Ph)-Ph;
 -CH₂CH₂-S(O)-CH₂-4-(4-Cl-Ph)-Ph;
 -CH₂CH₂CH₂-S-CH₂-4-(4-Cl-Ph)-Ph;
 -CH₂CH₂CH₂-S(O)-CH₂-4-(4-Cl-Ph)-Ph;
 15 -CH₂CH₂CH₂-S-CH₂-4-[3,4-di-Cl-PhCH₂O-)-Ph;
 -CH₂CH₂-NHSO₂-CH₂-4-[4-(4-Ph)-Ph]-Ph;
 -CH₂CH₂CH₂-NHSO₂-CH₂-4-(4-Cl-Ph)-Ph;
 -CH₂CH₂CH₂-NHSO₂-CH₂-4-(Ph-C≡C-)-Ph;
 -CH₂CH₂CH₂-NHSO₂-4-(4-Cl-Ph)-Ph; and
 20 -CH₂CH₂CH₂-NHSO₂-4-(naphth-2-yl)-Ph.

64. The pharmaceutical composition of Claim 61, wherein R²² is -OH or -NR^cR^c.

65. The pharmaceutical composition of Claim 61, wherein R²³ is hydrogen, -CH₂-N-(N-CH₃-D-glucamine); -CH₂-NH-CH₂CH₂-NH-(CH₂)₉CH₃; -
 25 CH₂-NH-CH₂CH₂-NH-(CH₂)₁₁CH₃; -CH₂-NH-(CH₂)₅-COOH; or -CH₂-N-(2-amino-2-deoxygluconic acid).

--171--

66. The pharmaceutical composition of Claim 61, wherein R^{24} is hydrogen and R^{26} is hydrogen or methyl.

67. The pharmaceutical composition of Claim 66, wherein R^{25} is alkyl or substituted alkyl.

5 68. The pharmaceutical composition of Claim 67, wherein R^{25} is isobutyl.

69. The pharmaceutical composition of Claim 68, wherein R^{27} is hydrogen, alkyl, substituted alkyl or $-C(O)R^d$.

10 70. A pharmaceutical composition comprising a pharmaceutically-acceptable carrier and a therapeutically effective amount of a compound shown in any of Tables I, II, III, IV, V or VI, or a pharmaceutically-acceptable salt thereof.

71. A method of treating a mammal having a bacterial disease, the method comprising administering to the mammal a therapeutically effective amount of a pharmaceutical composition of Claim 36, 50 or 61.

INTERNATIONAL SEARCH REPORT

International Application No

PCT/US 99/30543

A. CLASSIFICATION OF SUBJECT MATTER
 IPC 7 C07K9/00 A61K38/14

According to International Patent Classification (IPC) or to both national classification and IPC

B. FIELDS SEARCHED

Minimum documentation searched (classification system followed by classification symbols)
 IPC 7 C07K A61K

Documentation searched other than minimum documentation to the extent that such documents are included in the fields searched

Electronic data base consulted during the international search (name of data base and, where practical, search terms used)

C. DOCUMENTS CONSIDERED TO BE RELEVANT

Category *	Citation of document, with indication, where appropriate, of the relevant passages	Relevant to claim No.
X	EP 0 525 499 A (LEPETIT) 3 February 1993 (1993-02-03) the whole document	1,2,7, 15,16, 26, 36-39, 46,50, 51,61, 70,71
X	EP 0 376 041 A (LEPETIT) 4 July 1990 (1990-07-04) the whole document	1,2,7, 15,16, 26, 36-39, 46,50, 51,61, 70,71
	-/--	

Further documents are listed in the continuation of box C.

Patent family members are listed in annex.

* Special categories of cited documents :

- *A* document defining the general state of the art which is not considered to be of particular relevance
- *E* earlier document but published on or after the international filing date
- *L* document which may throw doubts on priority claim(s) or which is cited to establish the publication date of another citation or other special reason (as specified)
- *O* document referring to an oral disclosure, use, exhibition or other means
- *P* document published prior to the international filing date but later than the priority date claimed

- *T* later document published after the international filing date or priority date and not in conflict with the application but cited to understand the principle or theory underlying the invention
- *X* document of particular relevance; the claimed invention cannot be considered novel or cannot be considered to involve an inventive step when the document is taken alone
- *Y* document of particular relevance; the claimed invention cannot be considered to involve an inventive step when the document is combined with one or more other such documents, such combination being obvious to a person skilled in the art.
- *Z* document member of the same patent family

Date of the actual completion of the international search

11 May 2000

Date of mailing of the international search report

18/05/2000

Name and mailing address of the ISA
 European Patent Office, P.B. 5818 Patentlaan 2
 NL - 2280 HV Rijswijk
 Tel. (+31-70) 340-2040, Tx. 31 651 epo nl,
 Fax: (+31-70) 340-3016

Authorized officer

Masturzo, P

INTERNATIONAL SEARCH REPORT

 Intl. Patent Application No
 PCT/US 99/30543

C.(Continuation) DOCUMENTS CONSIDERED TO BE RELEVANT		
Category *	Citation of document, with indication, where appropriate, of the relevant passages	Relevant to claim No.
X	EP 0 182 157 A (LEPETIT) 28 May 1986 (1986-05-28) the whole document	1,2,7, 15,16, 26, 36-39, 46,50, 51,61, 70,71
X	EP 0 351 597 A (LEPETIT) 24 January 1990 (1990-01-24) the whole document	1,2,7, 15,16, 26, 36-39, 46,50, 51,61, 70,71
X	WO 90 11300 A (LEPETIT) 4 October 1990 (1990-10-04) the whole document	1,2,7, 15,16, 26, 36-39, 46,50, 51,61, 70,71
X	WO 88 06600 A (LEPETIT) 7 September 1988 (1988-09-07) the whole document	1,2,7, 15,16, 26, 36-39, 46,50, 51,61, 70,71

INTERNATIONAL SEARCH REPORT

International application No.

PCT/US 99/ 30543

Box I Observations where certain claims were found unsearchable (Continuation of Item 1 of first sheet)

This International Search Report has not been established in respect of certain claims under Article 17(2)(a) for the following reasons:

1. Claims Nos.:
because they relate to subject matter not required to be searched by this Authority, namely:
Remark: Although claim 71 is directed to a method of treatment of the human/animal body, the search has been carried out and based on the alleged effects of the compound/composition.
2. Claims Nos.:
because they relate to parts of the International Application that do not comply with the prescribed requirements to such an extent that no meaningful International Search can be carried out, specifically:
3. Claims Nos.:
because they are dependent claims and are not drafted in accordance with the second and third sentences of Rule 6.4(a).

Box II Observations where unity of invention is lacking (Continuation of Item 2 of first sheet)

This International Searching Authority found multiple inventions in this international application, as follows:

1. As all required additional search fees were timely paid by the applicant, this International Search Report covers all searchable claims.
2. As all searchable claims could be searched without effort justifying an additional fee, this Authority did not invite payment of any additional fee.
3. As only some of the required additional search fees were timely paid by the applicant, this International Search Report covers only those claims for which fees were paid, specifically claims Nos.:
4. No required additional search fees were timely paid by the applicant. Consequently, this International Search Report is restricted to the invention first mentioned in the claims; it is covered by claims Nos.:

Remark on Protest

- The additional search fees were accompanied by the applicant's protest.
- No protest accompanied the payment of additional search fees.

INTERNATIONAL SEARCH REPORT

Information on patent family members

Int. Patent Application No.

PCT/US 99/30543

Patent document cited in search report		Publication date	Patent family member(s)	Publication date
EP 525499	A	03-02-1993	AT 125551 T	15-08-1995
			AU 666862 B	29-02-1996
			AU 2326292 A	02-03-1993
			BG 61124 B	29-11-1996
			CA 2109601 A	18-02-1993
			CZ 9400192 A	16-11-1994
			DE 69203724 D	31-08-1995
			DE 69203724 T	18-01-1996
			DK 596929 T	11-09-1995
			WO 9303060 A	18-02-1993
			EP 0596929 A	18-05-1994
			ES 2075709 T	01-10-1995
			FI 940394 A	26-01-1994
			GR 3017897 T	31-01-1996
			HU 66080 A	28-09-1994
			HU 9500252 A	28-09-1995
			IE 68420 B	12-06-1996
			IL 102623 A	16-10-1996
			JP 6509347 T	20-10-1994
			MX 9204394 A	29-01-1993
			NO 934722 A	14-02-1994
			NZ 243735 A	27-01-1995
			PL 171813 B	30-06-1997
			US 5750509 A	12-05-1998
ZA 9205653 A	02-08-1993			
EP 376041	A	04-07-1990	AT 134646 T	15-03-1996
			AU 629883 B	15-10-1992
			AU 4698489 A	05-07-1990
			CA 2006379 A	27-06-1990
			CN 1043941 A	18-07-1990
			DE 68925806 D	04-04-1996
			DE 68925806 T	26-09-1996
			DK 640489 A	28-06-1990
			ES 2083374 T	16-04-1996
			FI 91076 B	31-01-1994
			GR 3020070 T	31-08-1996
			HU 53376 A, B	28-10-1990
			IE 71942 B	12-03-1997
			IL 92827 A	26-08-1994
			JP 2221298 A	04-09-1990
			NO 178664 B	29-01-1996
			NZ 231863 A	26-08-1992
			PT 92672 A, B	29-06-1990
			RU 2068418 C	27-10-1996
			US 5194424 A	16-03-1993
ZA 8909772 A	30-01-1991			
EP 182157	A	28-05-1986	AT 78261 T	15-08-1992
			CA 1250098 A	14-02-1989
			DE 3586344 A	20-08-1992
			DK 508885 A	14-05-1986
			ES 548789 D	16-04-1987
			ES 8704964 A	01-07-1987
			HU 41053 A, B	30-03-1987
			JP 61122300 A	10-06-1986
			US 4914187 A	03-04-1990
			US 4661470 A	28-04-1987

INTERNATIONAL SEARCH REPORT

Information on patent family members

International Application No

PCT/US 99/30543

Patent document cited in search report		Publication date	Patent family member(s)	Publication date
EP 182157	A		ZA 8508449 A	27-08-1986
EP 351597	A	24-01-1990	DK 361989 A JP 2069500 A	22-01-1990 08-03-1990
WO 9011300	A	04-10-1990	AT 97422 T AU 638977 B AU 5188390 A CA 2046880 A CN 1045976 A DE 69004685 D DE 69004685 T DK 465481 T EP 0465481 A ES 2060149 T GR 90100195 A, B HU 217074 B IE 64155 B IL 93716 A JP 2833716 B JP 4504251 T KR 137958 B NO 300068 B NZ 233135 A PH 27258 A PT 93445 A, B RU 2078768 C US 5500410 A ZA 9001881 A	15-12-1993 15-07-1993 22-10-1990 30-09-1990 10-10-1990 23-12-1993 26-05-1994 21-02-1994 15-01-1992 16-11-1994 31-07-1990 29-11-1999 12-07-1995 21-10-1994 09-12-1998 30-07-1992 30-04-1998 01-04-1997 25-09-1992 04-05-1993 07-11-1990 10-05-1997 19-03-1996 28-12-1990
WO 8806600	A	07-09-1988	AT 79637 T AU 619460 B AU 1363288 A DE 3873907 A DK 543088 A EP 0340245 A ES 2009555 A FI 894078 A, B, GR 88100118 A, B HU 51300 A IE 62860 B JP 7076234 B JP 2502456 T KR 9614104 B NO 176568 B NZ 223669 A PH 27406 A PT 86827 A, B US 5198418 A ZA 8801445 A	15-09-1992 30-01-1992 26-09-1988 24-09-1992 29-09-1988 08-11-1989 01-10-1989 31-08-1989 31-01-1989 28-04-1990 08-03-1995 16-08-1995 09-08-1990 14-10-1996 16-01-1995 21-12-1990 21-06-1993 01-03-1988 30-03-1993 25-01-1989